








UNITRONIC®

4



Continuous Flex Data Cable

	UNITRONIC® FD 890 Multi-Conductor, Unshielded 300V PVC, Continuous Flex, Industrial Communication Cable		99
	UNITRONIC® FD Multi-Conductor, Unshielded 250V PVC, Continuous Flex, Industrial Communication Cable, DIN Style		100
	UNITRONIC® FD CY Multi-Conductor, Braid Shielded 250V PVC, Continuous Flex, Industrial Communication Cable		101
	UNITRONIC® FD P Multi-Conductor, Unshielded 300V PUR, Continuous Flex, Industrial Communication Cable		102
	UNITRONIC® FD CP Multi-Conductor, Braid Shielded 300V PUR, Continuous Flex, Industrial Communication Cable		103
	UNITRONIC® FD CP (TP) Multi-Pair, Braid Shielded 300V PUR, Continuous Flex, Industrial Communication Cable		104
NEW	UNITRONIC® SENSOR Multi-Conductor, Unshielded 300V PUR, Continuous Flex, Industrial Communication Cable		105

UNITRONIC® FD 890



Multi-Conductor, Unshielded

300V PVC, Continuous Flex, Industrial Communication Cable

The UNITRONIC® FD 890 series of communication cables are designed for continuous flexing in industrial signal and bus applications. The specially blended PVC jacket is resistant to most oils, solvents and water based coolants and is resistant to adjacent cable adherence in cable track installation.

Recommended Applications:

High Speed Automated Equipment, Robotics, CNC, Multi-Axis cutting equipment.

Application Advantage:

- Designed for high flexing applications up to 8 million flex life cycles
- Flexible construction for ease of routing in tight spaces
- Outstanding oil, solvent and coolant resistance
- Round geometry facilitates liquid-tight installation per IP 67 or NEMA 6

UNITRONIC® FD 890 Construction:

Finely stranded bare copper conductors; specially blended PVC insulation; dry lubricant; conductors cabled with non-wicking textile wrap; specially formulated gray oil resistant PVC jacket.



Cable Attributes, See Page 653

	Oil Resistance: OR-02		Flame Resistance: FR-02
	Motion Type: CF-01		Mechanical Properties: MP-01

Availability:

Standard put-ups are 100ft, 250ft, 500ft, and 1,000ft. Bulk reels can be cut to length.

Complete the installation with:

	SKINTOP® Strain Relief: Page 486		EPIC® Connectors: Page 251
	OLFLEX® Tubing: Page 546		OLFLEX® Track: Page 612

Technical Data:

	Minimum Bending Radius for continuous flexing:	7.5 x cable diameter		Conductor Stranding:	Super fine wire, per VDE 0295, Class 6
	Temperature Range:	-5°C to +90°C		Color Code:	DIN 47100, Chart 8, Page 674
	Nominal Voltage:	300V		Approvals:	UL: AWM CSA: AWM II A/B FT1
	Test Voltage:	1500V			

Part Number	Number of Conductors	Nominal Outer Diameter inches	Nominal Outer Diameter mm	Copper Weight lbs/mft	Approx. Weight lbs/mft	Approx. Weight kg/km	Part Number	Number of Conductors	Nominal Outer Diameter inches	Nominal Outer Diameter mm	Copper Weight lbs/mft	Approx. Weight lbs/mft	Approx. Weight kg/km
24 AWG (32/38) 0.25 mm ²							22 AWG (42/38) 0.34 mm ²						
892403	3	.205	5.2	4	26	38	892203	3	.220	5.6	7	33	49
892405	5	.228	5.8	7	40	59	892205	5	.256	6.5	12	50	75
892407	7	.295	7.5	10	50	74	892207	7	.291	7.4	16	66	98
892410	10	.335	8.5	15	65	97	892210	10	.374	9.5	23	91	135
892414	14	.358	9.1	21	83	124	892214	14	.382	9.7	33	140	209
892418	18	.386	9.8	26	101	150	892218	18	.413	10.5	42	161	240
892425	25	.453	11.5	37	138	205	892225	25	.520	13.2	58	193	288

UNITRONIC® FD



Multi-Conductor, Unshielded

250V PVC, Continuous Flex, Industrial Communication Cable

The UNITRONIC® FD series of DIN style communication cables are designed for continuous flexing in industrial signal and bus applications. The specially blended PVC jacket is resistant to most oils, solvents and water based coolants and is resistant to adjacent cable adherence in cable track installation.

Recommended Applications:

High Speed Automated Equipment, Robotics, CNC, Multi-Axis cutting equipment.










Application Advantage:

- Designed for high flexing applications up to 8 million flex life cycles
- Flexible construction for ease of routing in tight spaces
- Outstanding oil, solvent and coolant resistance
- Round geometry facilitates liquid-tight installation per IP 67 or NEMA 6








UNITRONIC® FD Construction:

Finely stranded bare copper conductors; specially blended PVC insulation; dry lubricant; non-wicking textile wrap; specially formulated gray PVC jacket.

LAPP KABEL STU^TGART UNITRONIC®-FD

Cable Attributes, See Page 653  Oil Resistance: OR-02  Motion Type: CF-01  Flame Resistance: FR-02  Mechanical Properties: MP-01		Availability:  Standard put-ups are 328ft, 1640ft, and 3280ft. Bulk reels can be cut to length.	Complete the installation with:  SKINTOP® Strain Relief: Page 486  OLFLEX® Tubing: Page 546  EPIC® Connectors: Page 251  OLFLEX® Track: Page 612
---	--	---	---

Technical Data:

- | | | | |
|--|---|--|--|
|  Minimum Bending Radius for continuous flexing: | 5 x cable diameter |  Test Voltage: | 1500V |
|  Temperature Range: for flexing: | -5°C to +70°C |  Conductor Stranding: | Super fine wire, per VDE 0295, Class 6 |
| | for fixed installations: -40°C to +70°C |  Color Code: | DIN 47100, Chart 8, Page 674 |
|  Working Voltage: | 250V |  Approvals: | Based on VDE Specifications |

Part Number	Number of Conductors	Nominal Outer Diameter inches	mm	Copper Weight lbs/mft	kg/km	Approx. Weight lbs/mft	kg/km	Part Number	Number of Conductors	Nominal Outer Diameter inches	mm	Copper Weight lbs/mft	kg/km	Approx. Weight lbs/mft	kg/km
26 AWG (18/38) 0.14 mm ²								22 AWG (42/38) 0.34 mm ²							
0027841	3	.161	4.1	3	17	26		0027870	2	.193	4.9	5	20	30	
0027842	4	.173	4.4	4	21	31		0027871	3	.205	5.2	7	29	43	
0027843	5	.185	4.7	5	24	35		0027872	4	.224	5.7	9	38	57	
0027844	7	.213	5.4	7	34	50		0027873	5	.244	6.2	12	44	65	
0027845	10	.252	6.4	9	42	63		0027874	7	.280	7.1	16	57	85	
0027846	14	.256	6.5	13	52	77		0027875	10	.346	8.8	23	79	117	
0027847	18	.283	7.1	17	61	91		0027876	14	.350	8.9	33	101	151	
0027848	25	.339	8.6	23	84	125		0027877	18	.394	10.0	42	122	182	
24 AWG (32/38) 0.25 mm ²								0027878	25	.484	12.3	58	168	250	
0027855	2	.181	4.6	3	18	27									
0027856	3	.185	4.7	4	22	33									
0027857	4	.201	5.1	6	27	40									
0027858	5	.220	5.6	7	34	51									
0027859	7	.252	6.4	10	43	64									
0027860	10	.303	7.7	15	56	84									
0027861	14	.307	7.8	21	73	108									
0027863	18	.346	8.8	26	87	130									
0027865	25	.425	10.8	37	120	178									

UNITRONIC® FD CY



Multi-Conductor, Braid Shielded

250V PVC, Continuous Flex, Industrial Communication Cable

The UNITRONIC® FD series of communication cables are designed for continuous flexing in industrial signal and bus applications. EMC resistant design with braid shielding construction are available in all conductor styles.

Recommended Applications:

High Speed Automated Equipment, Robotics, CNC, Multi-Axis cutting equipment.

Application Advantage:

- Designed for high flexing applications up to 8 million flex life cycles
- Flexible construction for ease of routing in tight spaces
- Outstanding oil, solvent and coolant resistance
- Round geometry facilitates liquid-tight installation per IP 67 or NEMA 6

UNITRONIC® FD CY Construction:

Finely stranded bare copper conductors; specially blended PVC insulation; dry lubricant; non-wicking textile wrap; tinned copper braid (85% coverage); specially formulated gray PVC jacket.



Cable Attributes, See Page 653 Oil Resistance: OR-02 Motion Type: CF-01 Flame Resistance: FR-02 Mechanical Properties: MP-01		Availability: Standard put-ups are 328ft, 1640ft, and 3280ft. Bulk reels can be cut to length.	Complete the installation with: SKINTOP® Strain Relief: Page 486 OLFLEX® Tubing: Page 546 EPIC® Connectors: Page 251 OLFLEX® Track: Page 612
---	--	--	---

Technical Data:

- | | |
|--|---|
| Minimum Bending Radius for continuous flexing: 7.5 x cable diameter | Test Voltage: 1500V |
| Temperature Range: for flexing: -5°C to +70°C
for fixed installations: -40°C to +70°C | Conductor Stranding: Super fine wire, per VDE 0295, Class 6 |
| Working Voltage: 250V | Color Code: DIN 47100, Chart 8, Page 674 |
| | Approvals: Based on VDE Specifications |

Part Number	Number of Conductors	Nominal Outer Diameter inches	mm	Copper Weight lbs/mft	Approx. Weight lbs/mft	kg/km	Part Number	Number of Conductors	Nominal Outer Diameter inches	mm	Copper Weight lbs/mft	Approx. Weight lbs/mft	kg/km
26 AWG (18/38) 0.14 mm²							22 AWG (42/38) 0.34 mm²						
0027411	3	.185	4.7	10	25	37	0027440	2	.220	5.6	11	32	47
0027412	4	.197	5.0	10	28	42	0027441	3	.232	5.9	19	42	63
0027413	5	.213	5.4	12	32	47	0027442	4	.248	6.3	24	54	81
0027414	7	.236	6.0	19	47	70	0027443	5	.268	6.8	26	60	89
0027416	10	.276	7.0	26	60	90	0027444	7	.303	7.7	35	79	117
0027418	14	.280	7.1	30	71	106	0027446	10	.370	9.4	45	104	155
0027420	18	.303	7.7	36	83	123	0027448	14	.374	9.5	57	130	194
0027422	25	.362	9.2	46	110	163	0027450	18	.421	10.7	67	151	225
24 AWG (32/38) 0.25 mm²							0027452						
0027425	2	.201	5.1	10	26	39	25	.508	12.9	104	220	327	
0027426	3	.213	5.4	13	31	46							
0027427	4	.228	5.8	14	36	53							
0027428	5	.244	6.2	21	48	71							
0027429	7	.276	7.0	27	60	89							
0027431	10	.335	8.5	36	77	114							
0027434	14	.339	8.6	43	95	141							
0027436	18	.370	9.4	53	112	167							
0027438	25	.449	11.4	68	148	221							

UNITRONIC® FD P plus



Multi-Conductor, Unshielded

250V PUR, Continuous Flex, Industrial Communication Cable

The UNITRONIC® FD P plus series of communication cables are designed for continuous flexing in industrial signal and bus applications. Tear and abrasion resistant polyurethane jacket provides superior service life in harsh environments with outstanding resistance to most oils, solvents and coolants.

Recommended Applications:

High Speed Automated Equipment, Robotics, CNC, Multi-Axis cutting equipment.

Application Advantage:

- Designed for high flexing applications up to 8 million flex life cycles
- Flexible construction for ease of routing in tight spaces
- Outstanding oil, solvent and coolant resistance
- Round geometry facilitates liquid-tight installation per IP 67 or NEMA 6

UNITRONIC® FD P Plus Construction:

Finely stranded bare copper conductors; specially blended polyolefin insulation; dry lubricant; non-wicking textile wrap; specially formulated gray polyurethane jacket for a halogen-free construction.

LAPP KABEL STUTTGART UNITRONIC®-FD P plus (UL) CMX- c(UL) CMX 75°C

Cable Attributes, See Page 653 Oil Resistance: OR-05 Motion Type: CF-01 Flame Resistance: FR-02 Mechanical Properties: MP-05		Availability: Standard put-ups are 328ft, 1640ft, and 3280ft. Bulk reels can be cut to length.	Complete the installation with: SKINTOP® Strain Relief: Page 486 OLDFLEX® Tubing: Page 546 EPIC® Connectors: Page 251 OLDFLEX® Track: Page 612
---	--	--	---

Technical Data:

- Minimum Bending Radius for continuous flexing: 5 x cable diameter
- Temperature Range: Fixed installation -40°C to +70°C, Flexing installation -5°C to +70°C
- Working Voltage: 250V
- Test Voltage: 1500V
- Conductor Stranding: Super fine wire, per VDE 0295, Class 6
- Color Code: DIN 47100, Chart 8, Page 674
- Approvals: UL: Type CMX, CSA: Type CMX

Part Number	Number of Conductors	Nominal Outer Diameter inches	mm	Copper Weight lbs/mft	kg/km	Part Number	Number of Conductors	Nominal Outer Diameter inches	mm	Copper Weight lbs/mft	kg/km
26 AWG (18/38) 0.14 mm²						22 AWG (42/38) 0.34 mm²					
0028850	3	.161	4.1	3	17	0028867	2	.193	4.9	5	22
0028851	4	.173	4.4	4	20	0028868	3	.205	5.2	7	28
0028852	5	.185	4.7	5	23	0028869	4	.224	5.7	9	37
0028853	7	.213	5.4	7	32	0028870	5	.244	6.2	11	42
0028854	10	.252	6.4	9	40	0028871	7	.280	7.1	16	54
0028855	14	.256	6.5	13	50	0028872	10	.346	8.8	23	74
0028856	18	.280	7.1	17	58	0028873	14	.350	8.9	32	97
0028857	25	.339	8.6	24	81	0028874	18	.394	10.0	41	118
24 AWG (32/38) 0.25 mm²						0028875	25	.484	12.3	57	161
0028858	2	.177	4.5	3	18						
0028859	3	.185	4.7	5	22						
0028860	4	.201	5.1	7	26						
0028861	5	.220	5.6	8	33						
0028862	7	.252	6.4	12	41						
0028863	10	.303	7.7	17	54						
0028864	14	.307	7.8	24	69						
0028865	18	.346	8.8	30	84						
0028866	25	.425	10.8	42	115						

UNITRONIC® FD CP plus



Multi-Conductor, Braid Shielded

250V PUR, Continuous Flex, Industrial Communication Cable

The UNITRONIC® FD CP plus series of communication cables have been designed for continuous flexing in industrial signal and bus applications. Tear and abrasion resistant polyurethane jacket provides superior service life in harsh environments with outstanding resistance to most oils, solvents and coolants. EMC resistant design is with braid shielding construction available in all conductor styles.

Recommended Applications:


High Speed Automated Equipment, Robotics, CNC, Multi-Axis cutting equipment.

Application Advantage:

- Designed for high flexing applications up to 8 million flex life cycles
- Flexible construction for ease of routing in tight spaces
- Excellent cut-through and abrasion resistance
- Outstanding oil, solvent and coolant resistance
- Round geometry facilitates liquid-tight installation per IP 67 or NEMA 6

UNITRONIC® FD CP plus Construction:

Finely stranded bare copper conductors; polyolefin insulation; dry lubricant; non-wicking textile wrap; tinned copper braid (85% coverage); specially formulated gray polyurethane jacket for a halogen-free construction.



Cable Attributes, See Page 653

	Oil Resistance: OR-05		Flame Resistance: FR-02
	Motion Type: CF-01		Mechanical Properties: MP-05

Availability:

Standard put-ups are 328ft, 1640ft, and 3280ft. Bulk reels can be cut to length.

Complete the installation with:

	SKINTOP® Strain Relief: Page 486		EPIC® Connectors: Page 251
	OLFLEX® Tubing: Page 546		OLFLEX® Track: Page 612

Technical Data:

- | | | | | | |
|--|--|---|--|----------------------|--|
| | Minimum Bending Radius for continuous flexing: | 7.5 x cable diameter | | Conductor Stranding: | Super fine wire, per VDE 0295, Class 6 |
| | Temperature Range: | Fixed installation -40°C to +70°C
Flexing installation -5°C to +70°C | | Color Code: | DIN 47100, Chart 8, Page 674 |
| | Working Voltage: | 250V | | Approvals: | UL: Type CMX
CSA: Type CMX |
| | Test Voltage: | 1500V | | | |

Part Number	Number of Conductors	Nominal Outer Diameter inches	mm	Copper Weight lbs/mft	Approx. Weight lbs/mft	kg/km	Part Number	Number of Conductors	Nominal Outer Diameter inches	mm	Copper Weight lbs/mft	Approx. Weight lbs/mft	kg/km
26 AWG (18/38) 0.14 mm ²							22 AWG (42/38) 0.34 mm ²						
0028880	2	.177	4.5	8	22	33	0028894	10	.335	8.5	36	73	109
0028881	3	.185	4.7	9	24	36	0028895	14	.339	8.6	43	91	136
0028882	4	.197	5.1	10	27	40	0028896	18	.370	9.4	53	108	161
0028883	5	.213	5.4	12	30	45	0028897	25	.449	11.4	68	143	213
0028884	7	.236	6.0	19	45	67	0028898	2	.220	5.6	12	30	45
0028885	10	.276	7.0	26	58	87	0028899	3	.232	5.9	19	41	61
0028886	14	.280	7.1	30	69	102	0028900	4	.248	6.3	24	52	77
0028887	18	.303	7.7	36	79	118	0028901	5	.268	6.8	26	56	83
0028888	25	.362	9.2	46	105	157	0028902	7	.303	7.7	35	73	109
24 AWG (32/38) 0.25 mm ²							0028903	10	.370	9.4	45	99	147
0028889	2	.201	5.1	10	26	38	0028904	14	.374	9.5	58	125	186
0028890	3	.213	5.4	13	30	45	0028905	18	.421	10.7	67	145	216
0028891	4	.228	5.8	14	35	52	0028906	25	.508	12.9	104	211	314
0028892	5	.244	6.2	21	46	69							
0028893	7	.276	7.0	27	56	84							

UNITRONIC® FD CP (TP) plus



Multi-Pair, Braid Shielded

250V PUR, Continuous Flex, Industrial Communication Cable

The UNITRONIC® FD CP (TP) plus series of communication cables with twisted pairs are designed for continuous flexing in industrial signal and bus applications. Tear and abrasion resistant polyurethane jacket provides superior service life in harsh environments with outstanding resistance to most oils, solvents and coolants. EMC resistant design with braid shielding construction is available in all conductor styles.

Application Advantage:

- Designed for high flexing applications up to 8 million flex life cycles
- Flexible construction for ease of routing in tight spaces
- Excellent cut-through and abrasion resistance
- Outstanding oil, solvent and coolant resistance
- Round geometry facilitates liquid-tight installation per IP 67 or NEMA 6

Recommended Applications:

High Speed Automated Equipment, Robotics, CNC, Multi-Axis cutting equipment.

UNITRONIC® FD CP (TP) Construction:

Finely stranded bare copper conductors; polyolefin insulation; conductors paired and cabled together; dry lubricant; non-wicking textile wrap; tinned copper braid (85% coverage); gray polyurethane jacket for a halogen-free construction.

LAPP KABEL STUTTGART UNITRONIC®-FD CP (TP) plus (UL) CMX- c(UL) CMX 70°C



Cable Attributes, See Page 653 Oil Resistance: OR-05 Motion Type: CF-01 Flame Resistance: FR-02 Mechanical Properties: MP-05		Availability: Standard put-ups are 328ft, 1640ft, and 3280ft. Bulk reels can be cut to length.	Complete the installation with: SKINTOP® Strain Relief: Page 486 OLFLEX® Tubing: Page 546 EPIC® Connectors: Page 251 OLFLEX® Track: Page 612
---	--	--	---

Technical Data:

- | | |
|--|---|
| Minimum Bending Radius for continuous flexing: 7.5 x cable diameter | Conductor Stranding: Super fine wire, per VDE 0295, Class 6 |
| Temperature Range: Fixed Installation -40°C to +70°C
Flexing Installation -5°C to +70°C | Color Code: DIN 47100, Chart 7, Page 673 |
| Working Voltage: 250V | Approvals: UL: Type CMX
CSA: Type CMX |
| Test Voltage: 1500V | |

Part Number	Number of Pairs	Nominal Outer Diameter inches	Nominal Outer Diameter mm	Copper Weight lbs/mft	Approx. Weight lbs/mft	Approx. Weight kg/km	Part Number	Number of Pairs	Nominal Outer Diameter inches	Nominal Outer Diameter mm	Copper Weight lbs/mft	Approx. Weight lbs/mft	Approx. Weight kg/km
26 AWG (18/38) 0.14 mm ²							20 AWG (28/34) 0.50 mm ²						
0030910	2	.244	6.2	13	26	42	0030930	4	.374	9.5	40	74	119
0030911	3	.256	6.5	16	33	53	0030932	6	.433	11.0	58	103	165
0030912	4	.268	6.8	18	37	59	0030933	8	.480	12.2	72	137	221
0030913	5	.287	7.3	25	47	75	0030934	10	.559	14.2	88	170	274
0030914	6	.295	7.5	33	57	91	18 AWG (42/34) 1.00 mm ²						
0030915	8	.346	8.8	37	68	109	0030964	1	.244	6.2	15	29	47
0030916	10	.394	10.0	40	75	120	0030937	2	.366	9.3	34	62	99
24 AWG (32/38) 0.25 mm ²							0030938	3	.398	10.1	48	81	130
0030962	1	.201	5.1	9	17	27	0030939	4	.421	10.7	50	92	148
0030919	2	.287	7.3	22	37	60	0030940	5	.465	11.8	57	104	168
0030920	3	.303	7.7	26	45	72	0030941	6	.480	12.2	67	121	194
0030921	4	.327	8.3	29	55	89	0030942	8	.567	14.4	97	176	284
0030922	5	.350	8.9	35	64	103	0030943	10	.646	16.4	118	213	343
0030923	6	.362	9.2	48	81	131	0030944	14	.657	16.7	145	249	401
0030924	8	.425	10.8	50	96	155	22 AWG (42/38) 0.34 mm ²						
0030925	10	.488	12.4	60	116	186	0030955	1	.276	7.0	28	44	71
0030926	14	.496	12.6	75	136	219	0030956	2	.433	11.0	49	80	129
22 AWG (42/38) 0.34 mm ²							0030957	3	.469	11.9	63	105	169
0030963	1	.220	5.6	13	22	36	0030958	4	.492	12.5	79	127	204
0030928	2	.346	8.8	28	50	81	0030959	5	.555	14.1	93	147	237
0030929	3	.343	8.7	35	63	101							

UNITRONIC® SENSOR

Multi-Conductor, Unshielded

300V PUR, Continuous Flex, Industrial Communication Cable



The UNITRONIC® SENSOR cables are designed for sensor/actuator interconnect applications. Constructed with very fine stranding and a tear and abrasion resistant polyurethane jacket, UNITRONIC® SENSOR provides superior service life in harsh environments with outstanding resistance to most oils, solvents and coolants.

Recommended Applications:

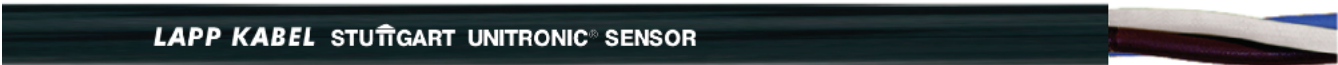
Photo Electric, Instrumentation, Capacitive and Inductive Sensors

Application Advantage:

- Highly flexible construction for ease of routing in tight spaces
- Excellent cut-through and abrasion resistance
- Outstanding oil, solvent and coolant resistance
- Round geometry facilitates liquid-tight installation per IP 67 or NEMA 6

UNITRONIC® SENSOR Construction:

Super fine stranded bare copper conductors; Polypropylene insulation; dry lubricant; halogen-free PUR black jacket



Cable Attributes, See Page 653 Oil Resistance: Motion Type: Flame Resistance: Mechanical Properties:		Availability: Standard put-ups are 328ft, 1640ft, and 3280ft. Bulk reels can be cut to length.	Complete the installation with: SKINTOP® Strain Relief: Page 486 OLDFLEX® Tubing: Page 546 EPIC® Connectors: Page 251 OLDFLEX® Track: Page 612	
---	--	--	---	--

Technical Data:

- | | | | | | |
|--|--------------------|-----------------------|---|---|--------------------------|
| Minimum Bending Radius for continuous flexing: | Temperature: +80°C | Nominal Voltage: 300V | Conductor Stranding: Super fine strands in accordance with DIN VDE 0295 Cl. 6 | Color Code:
7038867: 1-Brown, 2-White, 3-Blue, 4-Black, 5-Gray
7038868: 1-White, 2-Brown, 3-Green, 4-Yellow, 5-Gray, 6-Pink, 7-Blue, 8-Red
7038864: 1-Brown, 2-Blue, 3-Black
7038865: 1-Brown, 2-White, 3-Blue, 4-Black
7038866: 1-Brown, 2-White, 3-Blue, 4-Black, 5-Gray | Approvals: UL: AWM 20549 |
|--|--------------------|-----------------------|---|---|--------------------------|

Part Number	Number of Conductors	Nominal Outer Diameter inches	Nominal Outer Diameter mm	Copper Weight lbs/mft	Approx. Weight lbs/mft	Approx. Weight kg/km	Part Number	Number of Conductors	Nominal Outer Diameter inches	Nominal Outer Diameter mm	Copper Weight lbs/mft	Approx. Weight lbs/mft	Approx. Weight kg/km
24 AWG (0.25 mm ²)							22 AWG/ 0.34 mm ²						
7038867	5	.185	4.7	8	23	34	7038864	3	.181	4.6	7	20	30
7038868	8	.228	5.8	13	34	50	7038865	4	.181	4.6	9	27	40
							7038866	5	.197	5.0	11	30	44

UNITRONIC®

