

































Continuous Flex Control Cable

3 **OLFLEX[®]**



Continuous Flex Control Cable

	QUICK SELECT CHART		79
	OLFLEX® FD 890/ 890 CY Super Flexible, Heavy Duty Continuous Flex Control Cable	   	80
NEW	OLFLEX® FD 890 PLUS/ 890 CY PLUS Super Flexible Heavy Duty Continuous Flex Control Cable UL Type MTW Approved Cable	    	82
	OLFLEX® FD 891/ 891 CY Highly Flexible Continuous Flex Control Cable	   	84
	OLFLEX® FD CLASSIC 810/ 810 CY Flexible Continuous Flex Control Cable	 	86
	OLFLEX® FD 891 P/ 891 CP Highly Flexible, Heavy Duty, Continuous Flex Polyurethane Control Cable	   	88
	OLFLEX® FD 855 P/ 855 CP Halogen-Free, Continuous Flex Cable for Extremely Small Bend Radius Applications	 	90
	OLFLEX® FD 90/ 90 CY Highly Flexible, Single Conductor Power Supply Cable	   	92
	OLFLEX® FD AUTO-X Heavy Duty, Continuous Flex Control Cable UL Type MTW Approved Cable	    	94
NEW	OLFLEX® FD ROBUST/ ROBUST C Continuous Flex, Highly Chemical and Temperature Resistant Cable	 	95

Quick Select Chart

Product	Temperature Range Flexing	Temperature Range Stationary	Nominal Voltage Rating	Jacket Material	Flexing Cycles Chain Length up to 30 Feet	Page #
OLFLEX® FD 890/ 890 CY	-5°C to +90°C	-40°C to +90°C	UL/CSA 600V CE 500V	PVC	8-20 million	80
OLFLEX® FD 890 PLUS/ 890 CY PLUS	-5°C to +90°C	-40°C to +90°C	UL/CSA 600V CE 500V	PVC	8-20 million	82
OLFLEX® FD 891/ 891 CY	-5°C to +90°C	-40°C to +90°C	UL/CSA 600V CE 500V	PVC	2-8 million	84
OLFLEX® FD 810/ 810 CY	0°C to +70°C	-40°C to +80°C	500	PVC	2-8 million	86
OLFLEX® FD 891 P/ 891 CP	-5°C to +80°C	-40°C to +80°C	UL/CSA 600V CE 500V	PUR	2-8 million	88
OLFLEX® FD 855 P/ 855 CP	-40°C to +80°C	-50°C to +80°C	500V	PUR	2-8 million*	90
OLFLEX® FD 90 / 90 CY	-5°C to +90°C	-40°C to +90°C	UL/CSA 600V CE 500V	PVC	8-20 million	92
OLFLEX® FD AUTO-X	-5°C to +90°C	-25°C to +90°C	600V	Elastomeric Alloy	8-20 million	94
OLFLEX® FD ROBUST/ ROBUST C	-40°C to +105°C	-50°C to +110°C	500V	Halogen-Free TPE	8-20 million	95

* 2 - 8 million cycles chain length up to 300 feet.

OLFLEX® FD 890/ 890 CY

Super Flexible, Heavy Duty, Continuous Flex Control Cable



OLFLEX® FD 890 is a super flexible, heavy duty, multi-conductor cable designed for continuous flex applications. Superior stranding, specially formulated PVC insulation and jacket compounds optimize flex life and provide excellent resistance to mineral oils, synthetic oils and water based coolants. OLFLEX® FD 890 is rated 600V, 90°C with UL and CSA AWM approved.

Recommended Applications:

Gantry robots, Cable tracks, Pick and place units, Conveyor systems, Machine tools and Other continuous flexing applications.

Application Advantage:

- Over 15 years of time tested performance to the most rigorous of industrial plant continuous flex applications
- Meets UL Oil Res I/II for long service life, resistant to harsh environments
- Pressure extruded jacket for precision connectorization

OLFLEX® FD 890 Construction:

Finely stranded bare copper conductors; specially blended PVC insulation; dry lubricant; conductors cabled with non-wicking textile wrap over outer layer; specially formulated UV and oil resistant PVC jacket.



OLFLEX® FD 890 CY Construction:

Finely stranded bare copper conductors; specially blended PVC insulation; dry lubricant; conductors cabled with non-wicking textile wrap; black inner PVC jacket; tinned copper braid (85% coverage); specially formulated UV and oil resistant PVC jacket.



Cable Attributes, See Page 653

	Oil Resistance: OR-04		Flame Resistance: FR-02
	Motion Type: CF-02		Mechanical Properties: MP-02

Availability:

	Standard put-ups are 100ft, 250ft, 500ft, and 1,000ft. Bulk reels can be cut to length.
--	---

Complete the installation with:

	SKINTOP® Strain Relief: Page 486		EPIC® Connectors: Page 251
	OLFLEX® Tubing: Page 546		SKINTOP® MS-SC Page 486

Also available with blue and black conductors; minimum order required

Technical Data:

- | | |
|--|---|
| <ul style="list-style-type: none"> Minimum Bending Radius <ul style="list-style-type: none"> - for continuous flexing: 7.5 x cable diameter - with shield: 10 x cable diameter Temperature Range: <ul style="list-style-type: none"> - for flexible use: -5°C to +90°C - for stationary use: -40°C to +90°C Nominal Voltage: <ul style="list-style-type: none"> UL/CSA: 600V CE: 300/500V Test Voltage: 3000V Conductor Stranding: Super Fine Wire, better than VDE 0295, Class 6 | <ul style="list-style-type: none"> Color Code: Red with numbered cores, plus green/yellow ground
Optional: Other color codes available upon request Approvals: <ul style="list-style-type: none"> UL: - UL- AWM 2587 + 21098 - Passes Oil Res I/II + UL 758 80°C test CSA: - CSA-AWM I/II A/B FT 1 - CSA C22.2 210.2 - Sec. 7.6.12.1, 8.8.8- Oil Resistance Tests Additional: - Based on VDE Specifications * Passes Impact and Crush tests to UL 1277
Same requirement for Exposed Run |
|--|---|

OLFLEX® FD 890/ 890 CY

Super Flexible, Heavy Duty, Continuous Flex Control Cable



OLFLEX FD® 890: Super Flexible Heavy Duty Continuous Flex Control Cable

Part Number	Number of Conductors includes ground	Nominal Outer Diameter inches	mm	Copper Weight lbs/mft	Approx. Weight lbs/mft	kg/km	Part Number	Number of Conductors includes ground	Nominal Outer Diameter inches	mm	Copper Weight lbs/mft	Approx. Weight lbs/mft	kg/km
20 AWG (74/38) 0.50 mm ²							891607	7	.480	12.2	64	138	205
892003	3	.264	6.7	10	43	64	891612	12	.555	14.1	109	227	338
892004	4	.291	7.4	13	49	73	891618	18	.685	17.4	163	323	481
892005	5	.323	8.2	17	54	80	891625	25	.854	21.7	227	479	713
892007	7	.382	9.7	23	75	112	891634	34	.925	23.5	309	623	927
892012	12	.457	11.6	40	124	185	891650	50	1.094	27.8	454	880	1309
892018	18	.539	13.7	60	183	273	891660	60	1.190	30.2	544	1076	1602
892025	25	.677	17.2	83	265	395	14 AWG (320/38) 2.50 mm ²						
892034	34	.756	19.2	113	339	504	891404	4	.456	11.6	60	148	220
18 AWG (114/38) 0.75 mm ²							891407	7	.614	15.6	105	227	338
891803	3	.287	7.3	19	46	68	12 AWG (512/38) 4 mm ²						
891804	4	.327	8.3	25	60	89	891204	4	.531	13.5	100	208	310
891805	5	.354	9.0	31	74	110	891207	7	.740	18.8	176	335	499
891807	7	.429	10.9	44	102	152	10 AWG (343/34) 6 mm ²						
891812	12	.500	12.7	75	158	236	891004	4	.626	15.9	147	275	410
891815	15	.559	14.2	94	202	301	8 AWG (301/32) 10 mm ²						
891818	18	.614	15.5	113	234	348	890804	4	.744	18.9	245	481	716
891825	25	.763	19.4	156	336	501	6 AWG (483/32) 16 mm ²						
891834	34	.826	20.9	213	434	646	890604	4	.909	23.1	393	709	1055
16 AWG (190/38) 1.50 mm ²							4 AWG (768/32) 25 mm ²						
891603	3	.323	8.2	27	79	118	890404	4	1.059	26.9	541	1005	1496
891604	4	.358	9.1	36	99	148	2 AWG (1026/32) 35 mm ²						
891605	5	.393	9.9	45	124	185	890204	4	1.252	31.8	853	1240	1846

OLFLEX FD® 890 CY: Shielded Super Flexible Heavy Duty Continuous Flex Control Cable

Part Number	Number of Conductors includes ground	Nominal Outer Diameter inches	mm	Copper Weight lbs/mft	Approx. Weight lbs/mft	kg/km	Part Number	Number of Conductors includes ground	Nominal Outer Diameter inches	mm	Copper Weight lbs/mft	Approx. Weight lbs/mft	kg/km
20 AWG (74/38) 0.50 mm ²							891612CY	12	.673	17.1	156	351	523
892003CY	3	.342	8.7	27	82	122	891618CY	18	.826	20.9	219	493	734
892004CY	4	.370	9.4	32	97	145	891625CY	25	.996	25.3	292	687	1023
892005CY	5	.409	10.4	38	108	161	891634CY	34	1.067	27.1	409	769	1145
892007CY	7	.468	11.9	48	137	204	891650CY	50	1.260	32.0	554	1265	1883
892012CY	12	.551	14.0	71	214	319	14 AWG (320/38) 2.50 mm ²						
892018CY	18	.657	16.7	101	293	436	891404CY	4	.551	14.0	86	181	269
892025CY	25	.803	20.4	137	421	627	891407CY	7	.709	18.0	136	347	517
892034CY	34	.874	22.2	196	495	737	891418CY	18	1.012	25.7	368	762	1134
18 AWG (114/38) 0.75 mm ²							12 AWG (512/38) 4 mm ²						
891803CY	3	.375	9.5	34	91	136	891204CY	4	.650	16.5	146	245	365
891804CY	4	.419	10.6	46	112	167	891207CY	7	.858	21.8	225	517	769
891805CY	5	.447	11.4	54	131	195	10 AWG (343/34) 6 mm ²						
891807CY	7	.528	13.4	68	185	275	891004CY	4	.752	19.1	196	339	505
891812CY	12	.636	16.2	107	271	404	8 AWG (301/32) 10 mm ²						
891818CY	18	.719	18.3	162	357	532	890804CY	4	.882	22.4	305	701	1043
891825CY	25	.887	22.5	213	523	780	6 AWG (483/32) 16 mm ²						
891834CY	34	.986	25.0	273	660	984	890604CY	4	1.066	27.1	467	986	1467
16 AWG (190/38) 1.50 mm ²							4 AWG (768/32) 25 mm ²						
891603CY	3	.409	10.4	48	115	171	890404CY	4	1.227	31.2	637	1387	2065
891604CY	4	.444	11.3	61	147	219	2 AWG (1026/32) 35 mm ²						
891605CY	5	.480	12.2	70	163	243	890204CY	4	1.430	36.3	969	1686	2510
891607CY	7	.598	15.2	91	247	368							

OLFLEX® FD 891/ 891 CY

Highly Flexible Continuous Flex Control Cable



OLFLEX® FD 891 is a highly flexible, multi-conductor cable designed for continuous flex applications in the European and North American markets. It is specially designed to optimize flex life and provides excellent resistance to mineral oils, synthetic oils and water based coolants. OLFLEX® FD 891 CY is a shielded version available with an overall tinned copper braid. This is recommended when electrical interference needs to be suppressed.

Recommended Applications:

Cable tracks, Gantry robots, Pick and place units, Conveyor systems, Machine tools, Automated handling equipment and Other continuous flexing applications.

Application Advantage:

- Pressure extruded jacket for optimal seal with SKINTOP® Strain Relief or EPIC® Connectors
- Number coded black conductors for easier installation
- Meets global specifications for use worldwide

OLFLEX® FD 891 Construction:

Finely stranded bare copper conductors; specially blended PVC insulation; dry lubricant; conductors cabled with non-wicking textile wrap over outer layer; specially formulated UV and oil resistant PVC jacket.



OLFLEX® FD 891 CY Construction:

Finely stranded bare copper conductors; specially blended PVC insulation; dry lubricant; conductors cabled with non-wicking textile wrap; black inner PVC jacket; tinned copper braid (85% coverage); specially formulated UV and oil resistant PVC jacket.



Cable Attributes, See Page 653

	Oil Resistance: OR-4		Flame Resistance: FR-02
	Motion Type: CF-01		Mechanical Properties: MP-02

Availability:

Standard put-ups are 164ft, 328ft, 820ft, 1640ft, and 3280ft. Bulk reels can be cut to length.

Complete the installation with:

	SKINTOP® Strain Relief: Page 486		EPIC® Connectors: Page 251
	OLFLEX® Tubing: Page 546		SKINTOP® MS-SC Page 486

Technical Data:

	Minimum Bending Radius - for continuous flexing: - with shield:	7.5 x cable diameter 10 x cable diameter		Conductor Stranding:	Extra Fine Wire per VDE 0295, Class 6, IEC 60228 Cl.6
	Temperature Range: - for flexible use: - for stationary use:	-5°C to +90°C -40°C to +90°C		Color Code:	Black with white numbers, plus green/yellow ground Optional: Other color codes available upon request
	Nominal Voltage:	UL/CSA: 600V CE: 300/500V		Approvals:	UL: Style 2587 CSA: CSA-AWM I/II A/B FT 1 Additional: Based on VDE Specifications
	Test Voltage:	4000V			

OLFLEX® FD 891/ 891 CY

Highly Flexible Continuous Flex Control Cable



OLFLEX® FD 891: Highly Flexible Continuous Flex Control Cable

Part Number	Number of Conductors includes ground	Nominal Outer Diameter inches	mm	Copper Weight lbs/mft	Approx. Weight lbs/mft	kg/km	Part Number	Number of Conductors includes ground	Nominal Outer Diameter inches	mm	Copper Weight lbs/mft	Approx. Weight lbs/mft	kg/km
21 AWG (28/34) 0.50 mm ²							14 AWG (140/34) 2.50 mm ²						
1026003	3	.264	6.7	10	35	52	1026325	25	.815	20.7	242	478	712
1026004	4	.291	7.4	13	45	67	1026334	34	.933	23.7	329	648	965
1026005	5	.315	8.0	16	55	82	1026403	3	.378	9.6	48	94	140
1026007	7	.378	9.6	23	81	121	1026404	4	.429	10.9	65	130	194
1026012	12	.449	11.4	39	114	170	1026405	5	.468	11.9	81	157	234
1026018	18	.535	13.6	58	172	256	1026407	7	.571	14.5	113	235	350
1026025	25	.642	16.3	81	240	357	1026412	12	.685	17.4	194	349	519
19 AWG (42/34) 0.75 mm ²							12 AWG (224/34) 4 mm ²						
1026103	3	.280	7.1	15	42	62	1026503	3	.441	11.2	77	137	204
1026104	4	.311	7.9	19	54	81	1026504	4	.496	12.6	103	183	273
1026105	5	.339	8.6	24	67	100	1026505	5	.555	14.1	129	234	348
1026107	7	.406	10.3	34	99	148	1026507	7	.673	17.1	181	339	505
1026112	12	.488	12.4	58	144	215	10 AWG (192/32) 6 mm ²						
1026118	18	.583	14.8	87	210	313	1026604	4	.575	14.6	155	424	631
1026125	25	.697	17.7	121	302	449	8 AWG (320/32) 10 mm ²						
16 AWG (84/34) 1.50 mm ²							1026614	4	.724	18.4	258	538	800
1026303	3	.315	8.0	29	62	93	6 AWG (512/32) 16 mm ²						
1026304	4	.358	9.1	39	84	125	1026624	4	.933	23.7	413	693	1032
1026305	5	.390	9.9	48	104	155	4 AWG (800/32) 25 mm ²						
1026307	7	.469	11.9	68	153	228	1026634	4	1.091	27.7	645	1006	1497
1026312	12	.563	14.3	116	226	337	2 AWG (1120/32) 35 mm ²						
1026318	18	.685	17.4	174	345	513	1026644	4	1.291	32.8	903	1410	2098

OLFLEX® FD 891 CY: Shielded Highly Flexible Continuous Flex Control Cable

Part Number	Number of Conductors includes ground	Nominal Outer Diameter inches	mm	Copper Weight lbs/mft	Approx. Weight lbs/mft	kg/km	Part Number	Number of Conductors includes ground	Nominal Outer Diameter inches	mm	Copper Weight lbs/mft	Approx. Weight lbs/mft	kg/km
21 AWG (28/34) 0.50 mm ²							14 AWG (140/34) 2.50 mm ²						
1027003	3	.346	8.8	26	67	100	1027325	25	.917	23.3	329	659	981
1027004	4	.354	9.0	32	81	121	1027334	34	1.059	26.9	446	888	1321
1027005	5	.378	9.6	37	95	142	12 AWG (224/34) 4 mm ²						
1027007	7	.453	11.5	54	134	200	1027503	3	.512	13.0	106	199	296
1027012	12	.528	13.4	67	188	280	1027504	4	.583	14.8	147	271	404
1027018	18	.626	15.9	108	271	403	1027505	5	.646	16.4	179	335	498
1027025	25	.728	18.5	137	358	533	1027507	7	.768	19.5	251	482	717
19 AWG (42/34) 0.75 mm ²							10 AWG (192/32) 6 mm ²						
1027103	3	.343	8.7	33	77	115	1027604	4	.665	16.9	205	363	541
1027104	4	.374	9.5	40	95	141	8 AWG (320/32) 10 mm ²						
1027105	5	.413	10.5	46	114	169	1027614	4	.843	21.4	337	592	881
1027107	7	.480	12.2	62	158	235	6 AWG (512/32) 16 mm ²						
1027112	12	.575	14.6	102	232	346	1027624	4	1.059	26.9	540	944	1405
1027118	18	.673	17.1	137	316	470	4 AWG (800/32) 25 mm ²						
1027125	25	.799	20.3	198	456	678	1027634	4	1.244	31.6	995	1338	1991
16 AWG (84/34) 1.50 mm ²							2 AWG (1120/32) 35 mm ²						
1027303	3	.386	9.8	50	106	158	1027644	4	1.425	36.2	1071	1792	2667
1027304	4	.433	11.0	63	135	201							
1027305	5	.465	11.8	68	153	227							
1027307	7	.551	14.0	111	234	349							
1027312	12	.654	16.6	166	329	489							
1027318	18	.787	20.0	252	497	740							

OLFLEX® FD CLASSIC 810/ 810 CY



Flexible Continuous Flex Control Cable

OLFLEX® FD CLASSIC 810 is a flexible, multi-conductor cable designed for continuous flex applications. It is specially designed to optimize flex life and provides excellent resistance to mineral oils, synthetic oils and water based coolants. OLFLEX® FD CLASSIC 810 CY is a shielded version available with an overall tinned copper braid.

Application Advantage:

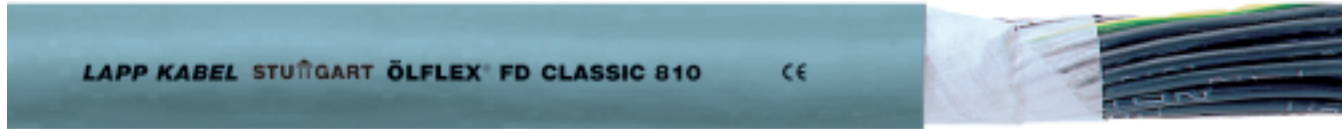
- For continuous flexing applications with small bending radius down to 7.5 x OD
- A European version with CE Approval
- Number coded conductors for easier installation

Recommended Applications:

Cable tracks, Gantry robots, Pick and place units, Conveyor systems, Machine tools, Automated handling equipment and Other continuous flexing applications.

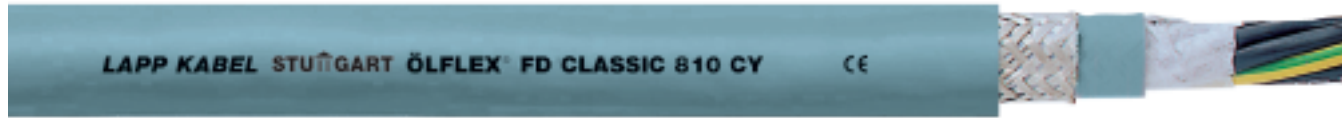
OLFLEX® FD CLASSIC 810 Construction:










Finely stranded bare copper conductors; specially blended PVC insulation; dry lubricant; conductors cabled with non-wicking textile wrap over outer layer; specially formulated oil resistant gray PVC jacket.










OLFLEX® FD CLASSIC 810 CY Construction:

Finely stranded bare copper conductors; specially blended PVC insulation; dry lubricant; conductors cabled with non-wicking textile wrap; gray inner PVC jacket; tinned copper braid (85% coverage); specially formulated oil resistant gray PVC jacket.



Cable Attributes, See Page 653  Oil Resistance: OR-1  Motion Type: CF-01		 Flame Resistance: FR-02  Mechanical Properties: MP-01		Availability:  Standard put-ups are 164ft, 328ft, 1640ft, and 3280ft. Bulk reels can be cut to length.		Complete the installation with:			
				 SKINTOP® Strain Relief: Page 486  OLFLEX® Tubing: Page 546		 EPIC® Connectors: Page 251  SKINTOP® MS-SC Page 486			

Technical Data:

- | | |
|--|--|
|  Minimum Bending Radius
- for continuous flexing: 7.5 x cable diameter
- with shield: 10 x cable diameter |  Conductor Stranding: Extra Fine Wire per VDE 0295, Class 6, IEC 228 Cl.6 |
|  Temperature Range:
- for flexible use: 0°C to +70°C
- for stationary use: -40°C to +80°C |  Color Code: Black with white numbers, plus green/yellow ground |
|  Nominal Voltage: 300/500V |  Approvals: Based on VDE Specifications |
|  Test Voltage: 4000V | |

OLFLEX® FD CLASSIC 810/ 810 CY



Flexible Continuous Flex Control Cable

OLFLEX® FD CLASSIC 810: Flexible Continuous Flex Control Cable

Part Number	Number of Conductors includes ground	Nominal Outer Diameter inches	mm	Copper Weight lbs/mft	Approx. Weight lbs/mft	kg/km	Part Number	Number of Conductors includes ground	Nominal Outer Diameter inches	mm	Copper Weight lbs/mft	Approx. Weight lbs/mft	kg/km
21 AWG (28/34) 0.50 mm ²							0026142 41 .835 21.2 265 478 712						
0026100	2	.228	5.8	7	27	40	0026143	50	.902	22.9	323	574	854
0026101	3	.244	6.2	10	32	48	16 AWG (84/34) 1.50 mm ²						
0026102	4	.268	6.8	13	39	58	0026149	2	.287	7.3	19	50	74
0026103	5	.287	7.3	16	45	67	0026150	3	.311	7.9	29	62	93
0026104	7	.335	8.5	23	59	88	0026151	4	.339	8.6	39	77	114
0026105	12	.394	10.0	39	91	136	0026152	5	.378	9.6	48	93	139
0026106	18	.472	12.0	58	131	195	0026153	7	.453	11.5	68	127	189
0026107	25	.587	14.9	81	184	274	0026154	12	.531	13.5	116	198	295
0026109	34	.642	16.3	110	241	359	0026156	18	.642	16.3	174	288	429
0026110	50	.756	19.2	161	346	515	0026157	25	.787	20.0	242	401	597
19 AWG (42/34) 0.75 mm ²							0026159 34 .854 21.7 329 526 783						
0026119	2	.244	6.2	10	33	49	14 AWG (140/34) 2.50 mm ²						
0026120	3	.264	6.7	15	40	60	0026170	3	.374	9.5	48	97	145
0026121	4	.287	7.3	19	49	73	0026171	4	.413	10.5	65	120	179
0026122	5	.311	7.9	25	58	86	0026172	5	.465	11.8	81	146	218
0026123	7	.370	9.4	34	79	117	0026173	7	.559	14.2	113	204	303
0026124	12	.441	11.2	58	122	181	0026174	12	.657	16.7	194	318	473
0026125	16	.496	12.6	78	157	234	0026175	14	.705	17.9	226	368	548
0026126	18	.524	13.3	87	174	259	12 AWG (224/34) 4 mm ²						
0026127	25	.626	15.9	122	244	363	0026180	3	.441	11.2	81	144	214
0026128	26	.626	15.9	126	251	374	0026181	4	.484	12.3	108	179	266
0026129	30	.650	16.5	220	280	416	0026182	5	.539	13.7	134	218	325
18 AWG (56/34) 1.00 mm ²							10 AWG (192/32) 6 mm ²						
0026130	2	.260	6.6	13	39	58	0026183	4	.571	14.5	150	266	396
0026131	3	.280	7.1	19	48	72	0026184	5	.638	16.2	194	325	484
0026132	4	.307	7.8	26	59	88	8 AWG (320/32) 10 mm ²						
0026133	5	.335	8.5	32	70	104	0026185	4	.720	18.3	258	433	644
0026134	7	.398	10.1	45	95	142	0026186	5	.799	20.3	323	527	785
0026135	12	.472	12.0	77	148	221	6 AWG (512/32) 16 mm ²						
0026138	18	.571	14.5	116	218	324	0026187	4	.835	21.2	413	619	922
0026139	25	.701	17.8	161	299	445	0026188	5	.933	23.7	516	761	1133

OLFLEX® FD CLASSIC 810 CY: Shielded Flexible Continuous Flex Control Cable

Part Number	Number of Conductors includes ground	Nominal Outer Diameter inches	mm	Copper Weight lbs/mft	Approx. Weight lbs/mft	kg/km	Part Number	Number of Conductors includes ground	Nominal Outer Diameter inches	mm	Copper Weight lbs/mft	Approx. Weight lbs/mft	kg/km
21 AWG (28/34) 0.50 mm ²							0026242 41 .937 23.8 364 617 918						
0026200	2	.291	7.4	22	50	74	0026244	65	1.150	29.2	575	939	1398
0026201	3	.307	7.8	26	56	84	16 AWG (84/34) 1.50 mm ²						
0026202	4	.331	8.4	31	66	98	0026249	2	.350	8.9	39	79	117
0026203	5	.350	8.9	36	74	110	0026250	3	.374	9.5	50	93	139
0026204	7	.406	10.3	47	96	143	0026251	4	.409	10.4	61	114	169
0026205	12	.469	11.9	67	135	201	0026252	5	.453	11.5	75	135	201
0026206	18	.551	14.0	103	193	287	0026253	7	.524	13.3	97	176	262
0026207	25	.677	17.2	136	265	394	0026254	12	.622	15.8	166	271	404
19 AWG (42/34) 0.75 mm ²							0026256 18 .728 18.5 234 376 560						
0026219	2	.307	7.8	26	57	85	0026257	25	.886	22.5	335	533	793
0026220	3	.327	8.3	32	67	99	0026259	34	.965	24.5	470	675	1005
0026221	4	.350	8.9	40	78	116	0026262	50	1.142	29.0	645	967	1439
0026222	5	.374	9.5	46	89	133	14 AWG (140/34) 2.50 mm ²						
0026223	7	.445	11.3	60	120	178	0026270	3	.449	11.4	80	139	207
0026224	12	.512	13.0	87	170	253	0026271	4	.488	12.4	108	166	247
0026225	16	.583	14.8	125	228	339	0026272	5	.543	13.8	130	206	307
0026226	18	.610	15.5	138	247	368	0026273	7	.650	16.5	176	281	418
0026227	25	.736	18.7	182	333	496	12 AWG (224/34) 4 mm ²						
0026228	26	.736	18.7	187	341	507	0026280	3	.512	13.0	126	191	285
0026229	30	.736	18.7	215	369	549	0026281	4	.563	14.3	160	242	360
18 AWG (56/34) 1.00 mm ²							0026282 5 .630 16.0 188 293 436						
0026230	2	.323	8.2	31	65	97	10 AWG (192/32) 6 mm ²						
0026231	3	.343	8.7	38	77	114	0026283	4	.661	16.8	214	345	514
0026232	4	.370	9.4	47	90	134	0026284	5	.724	18.4	276	413	614
0026233	5	.406	10.3	54	107	159	8 AWG (320/32) 10 mm ²						
0026234	7	.472	12.0	74	139	207	0026285	4	.819	20.8	350	554	824
0026235	12	.551	14.0	122	211	314	0026286	5	.898	22.8	480	660	983
0026238	18	.661	16.8	171	298	443	6 AWG (512/32) 16 mm ²						
0026239	25	.795	20.2	245	411	612	0026287	4	.937	23.8	524	811	1207
0026241	34	.870	22.1	311	529	787	0026288	5	1.059	26.9	706	1011	1505

OLFLEX® FD 891 P/ 891 CP

Highly Flexible, Heavy Duty, Continuous Flex,
Polyurethane Control Cable



OLFLEX® FD 891 P is a highly flexible, multi-conductor cable with a rugged, abrasion resistant polyurethane jacket designed for continuous flex applications. The polyurethane jacket is resistant to mineral oils, cutting fluids and heavy mechanical abuse. OLFLEX® FD 891 CP is a shielded version available with an overall tinned copper braid. This is recommended when electrical interference needs to be suppressed.

Application Advantage:

- North American UL/CSA and European market approvals
- Suitable for use in harsh industrial environmental conditions
- Unshielded version is DESINA® compliant

Recommended Applications:

Cable tracks, Gantry robots, Pick and place units, Conveyor systems, Machine tools, Automated handling equipment and other continuous flexing applications.

OLFLEX® FD 891 P Construction:

Finely stranded bare copper conductors; specially blended PVC insulation; dry lubricant; conductors cabled with non-wicking textile wrap over outer layer; specially formulated black polyurethane jacket.



OLFLEX® FD 891 CP Construction:

Finely stranded bare copper conductors; specially blended PVC insulation; dry lubricant; conductors cabled with non-wicking textile wrap; inner PVC jacket; tinned copper braid (85% coverage); specially formulated black polyurethane jacket.



Cable Attributes, See Page 653 Oil Resistance: OR-5 Motion Type: CF-01 Flame Resistance: FR-02 Mechanical Properties: MP-05		Availability: Standard put-ups are 164ft, 328ft, 1640ft, and 3280ft. Bulk reels can be cut to length.	Complete the installation with: SKINTOP® Strain Relief: Page 486 OLFLEX® Tubing: Page 546 EPIC® Connectors: Page 251 SKINTOP® MS-SC Page 486
--	--	---	---

Technical Data:

Minimum Bending Radius - for continuous flexing: 7.5 x cable diameter - with shield: 10 x cable diameter	Conductor Stranding: Extra Fine Wire per VDE 0295, Class 6, IEC 60228 Cl.6
Temperature Range: - for flexible use: -5°C to +80°C - for stationary use: -40°C to +80°C	Color Code: Black with white numbers, plus green/yellow ground
Nominal Voltage: UL/CSA: 600V CE: 300/500V	Approvals: UL: AWM 20234 CSA: AWM II A/B FT 1 Additional: Based on VDE Specifications
Test Voltage: 4000V	

OLFLEX® FD 891 P/ 891 CP

Highly Flexible Heavy Duty Continuous Flex,
Polyurethane Control Cable



OLFLEX FD® 891 P: Highly Flexible Heavy Duty Continuous Flex Polyurethane Control Cable

Part Number	Number of Conductors includes ground	Nominal Outer Diameter inches	mm	Copper Weight lbs/mft	Approx. Weight lbs/mft	kg/km	Part Number	Number of Conductors includes ground	Nominal Outer Diameter inches	mm	Copper Weight lbs/mft	Approx. Weight lbs/mft	kg/km
21 AWG (28/34) 0.50 mm ²							14 AWG (140/34) 2.50 mm ²						
1028752	2	.268	6.8	6	31	46	1028325	25	.815	20.7	242	451	671
1028003	3	.287	7.3	10	38	56	1028334	34	.933	23.7	329	611	910
1028004	4	.311	7.9	13	46	69	1028350	50	1.102	28.0	484	865	1287
1028005	5	.339	8.6	16	56	83	1028360	60	1.177	29.9	581	1018	1515
1028007	7	.390	9.9	23	79	118	12 AWG (224/34) 4 mm ²						
1028012	12	.453	11.5	39	107	159	1028503	3	.445	11.3	77	132	197
1028018	18	.539	13.7	58	156	232	1028504	4	.492	12.5	103	173	257
1028025	25	.630	16.0	81	216	321	1028505	5	.539	13.7	129	215	320
1028034	34	.713	18.1	110	289	430	1028507	7	.654	16.6	181	316	471
1028050	50	.843	21.4	161	407	606	10 AWG (192/32) 6 mm ²						
1028060	60	.902	22.9	194	478	711	1028604	4	.555	14.1	155	244	363
19 AWG (42/34) 0.75 mm ²							1028605	5	.622	15.8	194	308	459
1028802	2	.280	7.1	10	35	52	8 AWG (320/32) 10 mm ²						
1028103	3	.299	7.6	15	44	66	1028614	4	.724	18.4	258	406	605
1028104	4	.327	8.3	19	55	82	1028615	5	.807	20.5	323	515	766
1028105	5	.354	9.0	24	68	101	6 AWG (512/32) 16 mm ²						
1028107	7	.413	10.5	34	95	142	1028624	4	.945	24.0	413	654	973
1028112	12	.476	12.1	58	132	196	1028625	5	1.063	27.0	516	834	1242
1028118	18	.563	14.3	87	189	282	4 AWG (800/32) 25 mm ²						
1028125	25	.673	17.1	121	271	404	1028634	4	1.118	28.4	645	966	1437
1028134	34	.764	19.4	165	363	541	1028635	5	1.256	31.9	806	1231	1832
1028150	50	.909	23.1	242	519	772	2 AWG (1120/32) 35 mm ²						
1028160	60	.972	24.7	290	609	907	1028644	4	1.264	32.1	903	1285	1913
16 AWG (84/34) 1.50 mm ²							1028655	5	1.406	35.7	1129	1633	2431
1028902	2	.319	8.1	19	50	74							
1028303	3	.343	8.7	29	66	98							
1028304	4	.378	9.6	39	84	125							
1028305	5	.413	10.5	48	104	155							
1028307	7	.484	12.3	68	148	221							
1028312	12	.563	14.3	116	214	318							
1028318	18	.685	17.4	174	325	484							

OLFLEX® FD 891 CP: Shielded Highly Flexible Heavy Duty Continuous Flex Polyurethane Cable

Part Number	Number of Conductors includes ground	Nominal Outer Diameter inches	mm	Copper Weight lbs/mft	Approx. Weight lbs/mft	kg/km	Part Number	Number of Conductors includes ground	Nominal Outer Diameter inches	mm	Copper Weight lbs/mft	Approx. Weight lbs/mft	kg/km
21 AWG (28/34) 0.50 mm ²							14 AWG (140/34) 2.50 mm ²						
1029752	2	.331	8.4	23	62	92	1029334	34	1.051	26.7	446	847	1260
1029003	3	.350	8.9	26	71	105	1029350	50	1.236	31.4	632	1181	1757
1029004	4	.374	9.5	32	83	124	1029360	60	1.315	33.4	730	1354	2015
1029007	7	.465	11.8	54	132	197	12 AWG (224/34) 4 mm ²						
1029012	12	.524	13.3	77	170	253	1029952	2	.425	10.8	54	115	171
1029018	18	.618	15.7	108	249	370	1029403	3	.453	11.5	73	142	211
1029025	25	.717	18.2	137	333	495	1029404	4	.492	12.5	109	173	258
1029050	50	.953	24.2	259	610	908	1029405	5	.539	13.7	124	220	328
1029060	60	1.028	26.1	259	713	1061	1029407	7	.657	16.1	163	309	460
19 AWG (42/34) 0.75 mm ²							1029412	12	.736	18.7	271	433	645
1029103	3	.362	9.2	33	79	118	10 AWG (192/32) 6 mm ²						
1029104	4	.390	9.9	40	94	140	1029604	4	.646	16.4	205	346	515
1029105	5	.429	10.9	46	115	171	1029605	5	.701	17.8	245	415	618
1029107	7	.484	12.3	62	152	226	8 AWG (320/32) 10 mm ²						
1029112	12	.563	14.3	102	217	323	1029614	4	.831	21.1	337	433	644
1029118	18	.654	16.6	137	292	434	1029615	5	.913	23.2	410	698	1039
1029125	25	.776	19.7	198	415	618	6 AWG (512/32) 16 mm ²						
1029134	34	.874	22.2	245	533	794	1029624	4	1.071	27.2	540	902	1342
1029150	50	1.028	26.1	373	747	1112	1029625	5	1.201	30.5	656	1143	1701
1029160	60	1.094	27.8	176	855	1273	4 AWG (800/32) 25 mm ²						
16 AWG (84/34) 1.50 mm ²							1029634	4	1.264	32.1	793	1303	1940
1029902	2	.382	9.7	38	87	130	1029635	5	1.386	35.2	958	1604	2387
1029303	3	.417	10.6	50	111	165	2 AWG (1120/32) 35 mm ²						
1029304	4	.453	11.5	63	136	202	1029644	4	1.390	35.3	1071	1660	2470
1029305	5	.484	12.3	74	160	238	1029645	5	1.531	38.9	1317	2058	3063
1029307	7	.563	14.3	111	231	344							
1029312	12	.654	16.6	166	316	470							
1029318	18	.787	20.0	252	478	711							
1029325	25	.913	23.2	329	630	937							

OLFLEX® FD 855 P/ 855 CP



Halogen-Free, Continuous Flex Cable for Extremely Small Bend Radius Applications

OLFLEX® FD 855 P is designed for extreme mechanical stresses due to tighter bend radius for continuous flexing. The materials used are halogen-free and environmentally friendly with an expanded temperature range. Insulation and jacketing materials are mechanically and chemically resistant to many environments. The polyurethane jacket is flame retardant. OLFLEX® FD 855 CP is a shielded version available with an overall tinned copper braid.

Application Advantage:


- Our highest performing continuous flex cable with minimum bend radius of 5 x OD
- Specially designed for long travel distances up to 100m (horizontal)
- Oil resistant and cold flexible to -40°C
- For indoor or outdoor use, UV resistant

Recommended Applications:

Can be used in the most automated manufacturing systems. Excellent in cable track continuous flexing applications

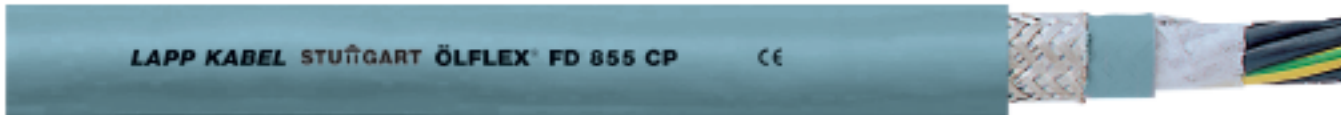
OLFLEX® FD 855 P Construction:

Finely stranded bare copper conductors; TPE insulation; textile wrap; specially formulated UV resistant gray polyurethane outer jacket.



OLFLEX® FD 855 CP Construction:

Finely stranded bare copper conductors; TPE insulation; textile wrap; gray elastomeric inner jacket; tinned copper braid (85% coverage); specially formulated UV resistant gray polyurethane outer jacket.



Cable Attributes, See Page 653		
	Oil Resistance: OR-5	
	Motion Type: CF-03	
		Flame Resistance: FR-02
		Mechanical Properties: MP-05

Availability:	
	Standard put-ups are 164ft, 328ft, 1640ft, and 3280ft. Bulk reels can be cut to length.

Complete the installation with:		
	SKINTOP® Strain Relief: Page 486	
	OLFLEX® Tubing: Page 546	
		EPIC® Connectors: Page 251
		SKINTOP® MS-SC Page 486

Technical Data:

Minimum Bending Radius - for continuous flexing: 5 x cable diameter - with shield: 7.5 x cable diameter	Conductor Stranding: Extra Fine Wire per VDE 0295, Class 6, IEC 228 Cl.6
Temperature Range: - for flexing: -40°C to +80°C - for stationary use: -50°C to +80°C	Color Code: Black with white numbers, plus green/yellow ground
Nominal Voltage: 300/500V	Approvals: Based on VDE Specifications
Test Voltage: 3000V	

OLFLEX® FD 855 P/ 855 CP



Halogen-Free, Continuous Flex Cable for Extremely Small Bend Radius Applications

OLFLEX® FD 855 P: Halogen-Free Continuous Flex Cable

Part Number	Number of Conductors includes ground	Nominal Outer Diameter inches	mm	Copper Weight lbs/mt	Approx. Weight lbs/mt	kg/km	Part Number	Number of Conductors includes ground	Nominal Outer Diameter inches	mm	Copper Weight lbs/mt	Approx. Weight lbs/mt	kg/km
21 AWG (28/34) 0.50 mm ²							16 AWG (84/34) 1.50 mm ²						
0027530	2	.213	5.4	7	23	34	0027562	4	.295	7.5	26	47	70
0027531	3	.232	5.9	9	27	40	0027563	5	.319	8.1	32	62	93
0027532	5	.272	6.9	16	37	55	0027564	7	.386	9.8	45	82	122
0027533	6	.291	7.4	19	42	63	0027565	12	.457	11.6	77	132	196
0027534	7	.315	8.0	23	51	76	0027566	18	.555	14.1	116	184	274
0027535	12	.374	9.5	39	77	114	0027568	25	.681	17.3	161	259	385
0027536	18	.445	11.3	58	111	165	0027575	2	.276	7.0	19	46	68
0027537	20	.469	11.9	65	121	180	0027576	3	.299	7.6	29	56	83
0027538	25	.543	13.8	81	147	219	0027586	4	.327	8.3	39	67	100
0027540	30	.551	14.0	97	169	251	0027577	5	.366	9.3	48	86	128
0027541	36	.594	15.1	195	195	290	0027578	7	.437	11.1	68	119	177
19 AWG (42/34) 0.75 mm ²							14 AWG (140/34) 2.50 mm ²						
0027545	2	.232	5.9	9	28	42	0027579	12	.516	13.1	116	185	275
0027546	3	.252	6.4	15	34	50	0027580	18	.618	15.7	174	272	405
0027547	4	.276	7.0	19	40	60	0027581	20	.646	16.4	194	304	453
0027548	5	.299	7.6	24	48	71	0027582	25	.760	19.3	242	380	565
0027549	7	.358	9.1	34	67	99	0027585	36	.835	21.2	348	510	759
0027550	12	.421	10.7	58	106	158	0027587	41	.906	23.0	413	657	978
0027551	18	.504	12.8	87	147	219	0027370	3	.362	9.2	48	81	121
0027552	20	.539	13.7	97	161	240	0027371	4	.402	10.2	65	110	163
0027553	25	.630	16.0	121	208	309	0027372	5	.449	11.4	81	132	196
0027555	36	.685	17.4	174	276	411	0027373	7	.543	13.8	113	179	266
18 AWG (56/34) 1.00 mm ²							14 AWG (140/34) 2.50 mm ²						
0027560	2	.248	6.3	13	34	50	0027374	12	.642	16.3	194	300	446
0027561	3	.272	6.9	19	41	61	0027375	18	.764	19.4	290	447	665
							0027376	25	.949	24.1	403	624	929

OLFLEX® FD 855 CP: Shielded Halogen-Free Continuous Flex Cable

Part Number	Number of Conductors includes ground	Nominal Outer Diameter inches	mm	Copper Weight lbs/mt	Approx. Weight lbs/mt	kg/km	Part Number	Number of Conductors includes ground	Nominal Outer Diameter inches	mm	Copper Weight lbs/mt	Approx. Weight lbs/mt	kg/km
21 AWG (28/34) 0.50 mm ²							18 AWG (56/34) 1.00 mm ²						
0027605	2	.280	7.1	22	45	67	0027635	2	.315	8.0	30	62	93
0027606	3	.291	7.4	27	53	79	0027636	3	.335	8.5	37	73	109
0027607	5	.339	8.6	36	72	107	0027637	4	.362	9.2	46	85	126
0027608	6	.358	9.1	40	81	121	0027638	5	.394	10.0	54	99	147
0027609	7	.386	9.8	45	89	132	0027639	7	.465	11.8	71	132	196
0027610	12	.453	11.5	65	128	190	0027640	12	.535	13.6	118	196	292
0027611	18	.524	13.3	88	165	245	0027641	18	.654	16.6	163	281	418
0027612	20	.547	13.9	105	189	281	0027643	25	.783	19.9	221	386	575
0027613	25	.638	16.2	128	247	367	16 AWG (84/34) 1.50 mm ²						
0027615	30	.646	16.4	149	274	408	0027649	2	.339	8.6	39	77	115
0027616	36	.685	17.4	169	308	459	0027650	3	.366	9.3	51	93	139
19 AWG (42/34) 0.75 mm ²							14 AWG (140/34) 2.50 mm ²						
0027620	2	.303	7.7	27	53	79	0027661	4	.402	10.2	61	105	156
0027621	3	.315	8.0	32	65	96	0027651	5	.445	11.3	75	133	198
0027622	4	.339	8.6	39	75	112	0027652	7	.508	12.9	97	171	254
0027623	5	.370	9.4	44	85	126	0027653	12	.606	15.4	163	280	416
0027624	7	.437	11.1	57	111	165	0027654	18	.713	18.1	233	379	564
0027625	12	.500	12.7	85	155	231	0027656	25	.843	21.4	327	572	851
0027626	18	.591	15.0	133	222	330	14 AWG (140/34) 2.50 mm ²						
0027627	20	.638	16.2	143	256	381	0027380	3	.437	11.1	74	130	194
0027628	25	.717	18.2	174	308	459	0027381	4	.476	12.1	91	157	234
0027629	30	.720	18.3	199	341	508	0027382	5	.520	13.2	121	197	293
0027630	36	.787	20.0	234	406	605	0027383	7	.634	16.1	165	281	418
							0027384	12	.728	18.5	253	423	629
							0027385	18	.870	22.1	382	613	912
							0027386	25	1.035	26.3	514	851	1266

OLFLEX® FD 90/ 90 CY

Highly Flexible, Single Conductor Power Supply Cable



OLFLEX® FD 90 is a highly flexible, 600V UL and CSA approved single conductor cable for continuous flex applications. It is designed with extra fine wire stranding and specially formulated PVC compounds that are resistant to most mineral oils, synthetic oils and water based coolants. OLFLEX® FD 90 CY with tinned copper braid shielding is used for applications where EMI emissions need to be suppressed.

Recommended Applications:

For power circuits and applications requiring flexible power cable to interconnect the power supply to the machine.

Application Advantage:

- North American UL/CSA and European market approvals
- Suitable for dry or damp interior use
- Available in larger conductor sizes for more power applications

OLFLEX FD® 90 Construction:

Finely stranded bare copper conductors; specially blended black PVC insulation; specially formulated UV resistant, black oil resistant PVC jacket.



OLFLEX FD® 90 CY Construction:

Finely stranded bare copper conductors; specially blended black PVC insulation, tinned copper braid; specially formulated UV and oil resistant orange PVC jacket.



OLFLEX® FD 90 is also available with the following option:

Green/Yellow conductor insulation with a black jacket. Minimum order may apply. This cable is double insulated.

Cable Attributes, See Page 653		Availability:	Complete the installation with:	
Oil Resistance: OR-1	Flame Resistance: FR-02	Standard put-ups are 164ft, 328ft, 1640ft, and 3280ft. Bulk reels can be cut to length.	SKINTOP® Strain Relief: Page 486	EPIC® Connectors: Page 251
Motion Type: CF-01	Mechanical Properties: MP-01		OLFLEX® Tubing: Page 546	SKINTOP® MS-SC Page 486

Technical Data:

Minimum Bending Radius - for continuous flexing: 7.5 x cable diameter - for stationary use: 3 x cable diameter	Test Voltage: 4000V
Temperature Range: - for flexible use: -5°C to +90°C - for stationary use: -40°C to +90°C	Conductor Stranding: Extra Fine Wire per VDE 0295, Class 6 IEC 228 Cl.6
Nominal Voltage: UL/CSA: 600V IEC: 600/1000V	Approvals: UL: AWM 10107 CSA: AWM I A/B II A/B FT 1

OLFLEX® FD 90/ 90 CY

Highly Flexible, Single Conductor Power Supply Cable



OLFLEX FD® 90: Highly Flexible Single Conductor Power Supply Cable

Part Number	Number of Conductors includes ground	Nominal Outer Diameter inches	mm	Copper Weight lbs/mft	Approx. Weight lbs/mft	kg/km	Part Number	Number of Conductors includes ground	Nominal Outer Diameter inches	mm	Copper Weight lbs/mft	Approx. Weight lbs/mft	kg/km
8 AWG (320/32) 10 mm ²							3/0 AWG (1340/28) 95 mm ²						
0026601	1	.374	9.5	65	118	176	0026620	1	.803	20.4	613	792	1179
6 AWG (512/32) 16 mm ²							4/0 AWG (1690/28) 120 mm ²						
0026604	1	.433	11.0	103	161	240	0026623	1	.953	24.2	774	1022	1521
4 AWG (800/32) 25 mm ²							250 KCMIL (2123/28) 150 mm ²						
0026608	1	.484	12.3	161	243	361	0026626	1	1.020	25.9	901	1168	1739
2 AWG (1120/32) 35 mm ²							350 KCMIL (1470/26) 185 mm ²						
0026611	1	.579	14.7	226	324	482	0026629	1	1.138	28.9	1193	1549	2305
1 AWG (705/28) 50 mm ²							450 KCMIL (1905/26) 240 mm ²						
0026614	1	.661	16.8	323	443	660	0026635	1	1.236	31.4	1548	1978	2944
2/0 AWG (990/28) 70 mm ²							500 KCMIL (2385/26) 300 mm ²						
0026617	1	.744	18.9	421	603	898	0026641	1	1.350	34.3	1795	2382	3545

OLFLEX FD® 90 CY: Shielded Highly Flexible Single Conductor Power Supply Cable

Part Number	Number of Conductors includes ground	Nominal Outer Diameter inches	mm	Copper Weight lbs/mft	Approx. Weight lbs/mft	kg/km	Part Number	Number of Conductors includes ground	Nominal Outer Diameter inches	mm	Copper Weight lbs/mft	Approx. Weight lbs/mft	kg/km
8 AWG (320/32) 10 mm ²							3/0 AWG (1340/28) 95 mm ²						
0026651	1	.402	10.2	86	153	227	0026663	1	.854	21.7	691	929	1382
6 AWG (512/32) 16 mm ²							4/0 AWG (1690/28) 120 mm ²						
0026653	1	.461	11.7	125	200	297	0026665	1	.976	24.8	862	1177	1752
4 AWG (800/32) 25 mm ²							250 KCMIL (2123/28) 150 mm ²						
0026655	1	.512	13.0	173	275	410	0026667	1	1.063	27.0	948	1293	1924
2 AWG (1120/32) 35 mm ²							350 KCMIL (1470/26) 185 mm ²						
0026657	1	.614	15.6	269	408	607	0026669	1	1.181	30.0	1300	1754	2611
1 AWG (705/28) 50 mm ²							450 KCMIL (1905/26) 240 mm ²						
0026659	1	.697	17.7	373	543	808	0026671	1	1.287	32.7	1697	2266	3372
2/0 AWG (990/28) 70 mm ²							500 KCMIL (2385/26) 300 mm ²						
0026661	1	.787	20.0	521	726	1081	0026673	1	1.402	35.6	2102	2758	4105

OLFLEX FD® 90: Old Part Numbers

Old Part Number	New Part Number	Description
600801	0026601	8 AWG (320/32) 10 mm ²
600601	0026604	6 AWG (512/32) 16 mm ²
600401	0026608	4 AWG (800/32) 25 mm ²
600201	0026611	2 AWG (1120/32) 35 mm ²
22614	0026614	1 AWG (705/28) 50 mm ²
6021001	0026617	2/0 AWG (990/28) 70 mm ²
6030101	0026620	3/0 AWG (1340/28) 95 mm ²
6041001	0026623	4/0 AWG (1690/28) 120 mm ²
6025001	0026626	250 KCMIL (2123/28) 150 mm ²
6035001	0026629	350 KCMIL (1470/26) 185 mm ²
26635	0026635	450 KCMIL (1905/26) 240 mm ²
6050001	0026641	500 KCMIL (2385/26) 300 mm ²

OLFLEX® FD AUTO-X

Heavy Duty, Continuous Flex Control Cable

UL Type MTW Approved Cable



OLFLEX® FD AUTO-X is a flexible, oil and UV resistant, multi-conductor cable designed for continuous flex industrial applications. It has worldwide approvals including UL Type TC-ER, CSA AWM and CE.

Recommended Applications:

Cable tracks, Gantry robots, Pick and place units, Conveyor systems, Machine tools, Automated handling equipment and other continuous flexing applications.

Application Advantage:

- Extremely oil resistant (Oil Res I & II)
- Meets NFPA 79 2007 machinery wiring standard
- Available in blue and red conductors and number coded*
- Round jacket for optimal seal with a SKINTOP® Strain Relief

OLFLEX® FD AUTO-X Construction:

Finely stranded bare copper conductors; specially formulated PVC/nylon insulation; dry lubricant; specially formulated oil and chemical resistant black elastomeric alloy jacket.

OLFLEX® FD AUTO-X (UL) TC-ER OR MTW 90°C 600V --- CSA AWM FT4 RoHS

Cable Attributes, See Page 653

Oil Resistance: OR-03

Motion Type: CF-01

Flame Resistance: FR-03

Mechanical Properties: MP-03

Availability:

Standard put-ups are 100ft, 250ft, 500ft, and 1,000ft. Bulk reels can be cut to length.

Complete the installation with:

SKINTOP® Strain Relief: Page 486

OLFLEX® Tubing: Page 546

EPIC® Connectors: Page 251

SKINTOP® MS-SC Page 486

*Optional colors for conductors include: yellow, orange and black which are available upon request. Minimums may apply. Jacket is dual printed with AWG/mm² equivalent.

Technical Data:

- Minimum Bending Radius for continuous flexing: 10 x cable diameter
- Temperature Range:
 - static: -25°C to +90°C
 - flexing: -5°C to +90°C
- Nominal Voltage: 600V, 1000V- TC Wind Turbine (WTTTC)
- Conductor Stranding: Class M
- Color Code: Red (R) or Blue (B) with black numbers, plus green/yellow ground
 - For blue: No. 2 cond. is white with blue stripe
 - For red: No. 2 cond. is white
 - 3 cond: 2 base color plus green/yellow ground
- Approvals:
 - UL: - Type TC-ER (Exposed Run)
 - Type MTW
 - NFPA 79 2007 compliant
 - Oil Res. I/III
 - UL 75° Wet, 90° Dry
 - Class 1 Div. 2 per NEC Art.336, 392, 501
 - CSA: - AWM I/II A/B FT4

Part Number	Number of Conductors includes ground	Nominal Outer Diameter inches	mm	Copper Weight lbs/mft	Approx. Weight lbs/mft	kg/km	Part Number	Number of Conductors includes ground	Nominal Outer Diameter inches	mm	Copper Weight lbs/mft	Approx. Weight lbs/mft	kg/km
18 AWG (41/34) 0.83 mm ² (BLUE)							16 AWG (65/34) 1.31 mm ² (BLUE)						
251803XB	3	.309	7.8	19	67	100	251603XB	3	.335	8.5	27	70	104
251805XB	5	.358	9.1	31	81	121	251607XB	7	.464	11.8	64	125	186
251807XB	7	.425	10.7	44	105	156	251611XB	11	.564	14.3	100	202	301
251811XB	11	.484	12.2	69	175	260	251612XB	12	.569	14.5	109	220	325
251812XB	12	.489	12.4	75	180	268	251619XB	19	.698	17.7	172	285	424
251825XB	25	.720	18.2	156	339	504	251625XB	25	.798	20.3	227	397	590
251833XB	33	.748	19.0	206	397	560	251633XB	33	.877	22.3	299	510	758
251842XB	42	.908	23.0	263	510	758	251642XB	42	.977	24.8	381	625	936
251849XB	49	.942	23.9	306	620	917	251649XB	49	1.043	26.5	445	760	1132
251865XB	65	1.075	27.3	407	726	1024	251665XB	65	1.191	30.3	590	890	1326

Replace the B at the end of the P/N with R for red conductors, Y for yellow conductors, O for orange conductors or BK for black conductors

OLFLEX® FD ROBUST/ ROBUST C



Continuous Flex, Highly Chemical and Temperature Resistant Cable

OLFLEX® FD ROBUST is a highly flexible, halogen-free, multi-conductor control cable for continuous flex applications. It is designed for higher operating temperatures with excellent resistance to water, biological oils, softeners, cooling and cleaning agents.

Recommended Applications:

Industrial processes operating in high temperatures, especially machine tool manufacturing and conveying equipment such as kilns. Also suitable where chemical resistance permits use in food processing industry, Medical equipment, Car wash systems or Milling machines operating with natural oils.

Application Advantage:

- The outstanding resistance properties of the insulation and jacket to chemicals and heat make a considerably longer life cable than traditional thermoplastic PVC and PUR cables, preventing expensive unplanned down time.
- Suitable for outdoor use down to -40°C; is weather proof and UV resistant


OLFLEX® FD ROBUST Construction:

Extra fine strands of tinned copper, TPE insulation, fleece wrap, black halogen-free TPE jacket.



OLFLEX® FD ROBUST C Construction:

Extra fine strands of tinned copper, TPE insulation, fleece wrap, TPE inner jacket, tinned copper braid, black halogen free TPE outer jacket.



Cable Attributes, See Page 653

	Oil Resistance: OR-2		Flame Resistance: FR-02
	Motion Type: CF-01		Mechanical Properties: MP-04

Availability:

Standard put-ups are 164ft, 328ft, 1640ft, and 3280ft. Bulk reels can be cut to length.

Complete the installation with:

	SKINTOP® Strain Relief: Page 486		EPIC® Connectors: Page 251
	OLFLEX® Tubing: Page 546		SKINTOP® MS-SC Page 486

Technical Data:

	Minimum Bending Radius - for flexing: - ambient temp. <70°C - ambient temp. max 105°C	7.5 x cable diameter 10 x cable diameter		Test Voltage:	3000V
	- for stationary:	4 x cable diameter		Conductor Stranding:	Extra Fine Wire per VDE 0295, Class 6, IEC 60228 Cl.6
	Temperature Range: - for flexing: - for static: - peak:	-40°C to +105°C -50°C to +110°C up to +120°C		Color Code:	Black with white numbers plus a green/yellow ground
	Approvals:			Approvals:	Based on VDE specifications
	Nominal Voltage:	300/500V			

OLFLEX® FD ROBUST/ ROBUST C



Continuous Flex, Highly Chemical and Temperature Resistant Cable

OLFLEX® FD ROBUST

Part Number	Number of Conductors includes ground	Nominal Outer Diameter inches	mm	Copper Weight lbs/mt	Approx. Weight lbs/mt	kg/km	Part Number	Number of Conductors includes ground	Nominal Outer Diameter inches	mm	Copper Weight lbs/mt	Approx. Weight lbs/mt	kg/km
18 AWG (1.00 mm²)							14 AWG (2.50 mm²)						
0026508	2	.272	6.9	19	31	46	0026531	4	.484	12.3	65	122	181
0026509	3	.295	7.5	19	42	63	0026532	5	.539	13.7	81	153	228
0026510	4	.335	8.5	26	55	82	0026533	7	.646	16.4	113	221	329
0026511	5	.374	9.5	32	71	105	0026534	12	.756	19.2	194	330	491
0026516	7	.476	12.1	45	105	157	12 AWG (4 mm²)						
0026517	12	.547	13.9	77	152	226	0026541	4	.555	14.1	103	175	261
0026518	18	.677	17.2	116	232	345	0026542	5	.622	15.8	129	221	329
0026519	25	.839	21.3	161	349	519	10 AWG (6 mm²)						
16 AWG (1.50 mm²)							8 AWG (10 mm²)						
0026521	3	.358	9.1	29	60	90	0026551	4	.614	15.6	155	239	356
0026522	4	.406	10.3	39	79	118	0026552	5	.661	16.8	194	301	448
0026523	5	.453	11.5	48	100	149	0026561	4	.787	20.0	258	400	596
0026524	7	.555	14.1	68	157	233	0026562	5	.854	21.7	323	498	741
0026525	12	.642	16.3	116	216	322	6 AWG (16 mm²)						
0026526	18	.787	20.0	174	332	494	0026571	4	.957	24.3	413	611	910
0026527	25	.969	24.6	242	467	695	0026573	5	1.043	26.5	516	769	1145

OLFLEX® FD ROBUST C

Part Number	Number of Conductors includes ground	Nominal Outer Diameter inches	mm	Copper Weight lbs/mt	Approx. Weight lbs/mt	kg/km	Part Number	Number of Conductors includes ground	Nominal Outer Diameter inches	mm	Copper Weight lbs/mt	Approx. Weight lbs/mt	kg/km
18 AWG (1.00 mm²)							14 AWG (2.50 mm²)						
0026708	2	.366	9.3	32	71	105	0026731	4	.594	15.1	109	206	307
0026709	3	.382	9.7	41	84	125	0026732	5	.646	16.4	127	243	361
0026710	4	.429	10.9	50	105	157	0026733	7	.772	19.6	170	344	512
0026711	5	.476	12.1	58	128	190	0026734	12	.894	22.7	273	490	730
0026716	7	.579	14.7	89	187	278	12 AWG (4 mm²)						
0026717	12	.661	16.8	127	249	370	0026741	4	.677	17.2	153	277	412
0026718	18	.803	20.4	186	369	549	0026742	5	.740	18.8	185	336	500
0026719	25	.972	24.7	248	527	784	10 AWG (6 mm²)						
16 AWG (1.50 mm²)							8 AWG (10 mm²)						
0026721	3	.449	11.4	54	110	163	0026751	4	.732	18.6	206	349	519
0026722	4	.512	13.0	67	141	210	6 AWG (16 mm²)						
0026723	5	.563	14.3	87	177	264	0026761	4	.925	23.5	345	573	853
0026724	7	.669	17.0	118	249	370	0026771	4	1.122	28.5	544	855	1273
0026725	12	.760	19.3	173	335	498							
0026726	18	.917	23.3	255	503	749							
0026727	25	1.118	28.4	373	700	1042							