









EPIC® Pin & Sleeve Connectors



Selection Chart: North American Standards








Dimensional Drawings Page 461				Male Plugs				
				IP 67 	IP 44 	IP 44 	IP 67 	IP 44 
20A 12 to 14 AWG	# of Wires	# of Poles	Ground-Clock Position	Part #	Part #	Part #	Part #	Part #
125	3	1+N+PE	4	477203FX	700124FX	477202FX	475203FX	475202FX
250	3	2+PE	6	477303FX	700126FX	477302FX	475303FX	475302FX
480	3	2+PE	7	477273FX	700127FX	477502FX	NA	NA
125/250	4	2+N+PE	12	477833FX	701132FX	477832FX	475833FX	475832FX
3Ø250	4	3+PE	9	477313FX	700139FX	477312FX	475313FX	475312FX
3Ø 480	4	3+PE	7	477513FX	700137FX	477512FX	475513FX	475512FX
3Ø 600	4	3+PE	5	NA	700135FX	NA	NA	NA
3ØY 120/208	5	3+N+PE	9	477323FX	700149FX	477322FX	475323FX	475322FX
3ØY 277/480	5	3+N+PE	7	477523FX	700147FX	477522FX	475523FX	475522FX
3ØY 347/600	5	3+N+PE	5	NA	700145FX	NA	NA	NA

Dimensional Drawings Page 464				IP 67 	IP 44 	IP 44 
				Part #	Part #	Part #
30A 8 to 10 AWG	# of Wires	# of Poles	Ground Position	Part #	Part #	Part #
125	3	1+N+PE	4	477206FX	700224FX	477205FX
250	3	2+PE	6	477306FX	700226FX	477305FX
480	3	2+PE	7	477556FX	700227FX	477505FX
125/250	4	2+N+PE	12	477836FX	701232FX	477835FX
3Ø250	4	3+PE	9	477316FX	700239FX	477315FX
3Ø 480	4	3+PE	7	477516FX	700237FX	477515FX
3Ø 600	4	3+PE	5	NA	700235FX	NA
3ØY 120/208	5	3+N+PE	9	477326FX	700249FX	477325FX
3ØY 277/480	5	3+N+PE	7	477526FX	700247FX	477525FX
3ØY 347/600	5	3+N+PE	5	NA	700245FX	NA

Please Note that Dimensional Drawings are on the page indicated on the chart.

Connector color will correspond to voltage ordered.

Male Plugs mate with female connectors, panel mounted receptacles, & switched socket outlets. Male Plug Inlets mate with female connectors.

Dimensional Drawings Page 467 & 468				Male Plugs Page 467 	Female Connectors & Receptacles Page 467			Male Inlet Page 468 
				IP 67 	IP 67 	IP 67 	IP 67 	IP 67 
60A 6 AWG	# of Wires	# of Poles	Ground-Clock Position	Part #	Part #	Part #	Part #	Part #
125	3	1+N+PE	4	477207FX	473207FX	536311FX	436311FX	476207FX
250	3	2+PE	6	477307FX	473307FX	536322FX	436322FX	476307FX
125/ 250	4	2+N+PE	12	477367FX	473837FX	546312FX	446312FX	476837FX
3Ø250	4	3+PE	9	477317FX	473317FX	546322FX	446322FX	476317FX
3Ø480	4	3+PE	7	477517FX	346350FX	546350FX	446350FX	476517FX
3Ø120/208	5	3+N+PE	9	477327FX	473327FX	556322FX	456322FX	476327FX
100A 1 to 4 AWG	# of Wires	# of Poles	Ground Position	Part #	Part #	Part #	Part #	Part #
125/250	4	2+N+PE	12	477368FX	473838FX	549312FX	449312FX	476838FX
3Ø250	4	3+PE	9	477318FX	473318FX	549322FX	449322FX	476318FX
3Ø480	4	3+PE	7	249550FX	349550FX	549550FX	449550FX	749550FX
3Ø120/208	5	3+N+PE	9	477328FX	473328FX	559322FX	459322FX	476328FX

EPIC® Pin & Sleeve Connectors



Selection Chart: North American Standards

Drawings Page 462 & 463			Female Connectors & Receptacles, Page 462					Male Inlets, Page 463	
			IP 67 	IP 44 	IP 67 	IP 44 	IP 44 	IP 67 	IP 44
#	20A Poles	Ground-Clock Position	Part #	Part #	Part #	Part #	Part #	Part #	
3	1+N+PE	4	473203FX	720124FX	471263FX	431611FX	471262FX	476203FX	476202FX
3	2+PE	6	473303FX	720126FX	471363FX	431622FX	471362FX	476303FX	476302FX
3	2+PE	7	473503FX	720127FX	471553FX	431650FX	471552FX	NA	NA
4	2+N+PE	12	473833FX	721132FX	471863FX	441612FX	471862FX	476833FX	476832FX
4	3+PE	9	473313FX	720139FX	471373FX	441622FX	471372FX	476313FX	476312FX
4	3+PE	7	473513FX	720137FX	471573FX	441650FX	471572FX	476513FX	476512FX
4	3+PE	5	NA	720135FX	NA	NA	NA	NA	NA
5	3+N+PE	9	473323FX	720149FX	471333FX	451622FX	471332FX	476323FX	476322FX
5	3+N+PE	7	473523FX	720147FX	471563FX	451650FX	471562FX	476523FX	476522FX
5	3+N+PE	5	NA	720145FX	NA	NA	NA	NA	NA

Drawings Page 464, 465 & 466 30 A 8 to 10 AWG			Page 464 	Page 464 	Page 465 	Page 465 	Page 465 	Page 466 	Page 466
#	30A Poles	Gnd-Clock	Part #	Part #	Part #	Part #	Part #	Part #	Part #
3	1+N+PE	4	473206FX	720224FX	471267FX	433211FX	471266FX	476206FX	476205FX
3	2+PE	6	473306FX	720226FX	471367FX	433222FX	471366FX	476306FX	476305FX
3	2+PE	7	473506FX	720227FX	471556FX	433250FX	471555FX	NA	NA
4	2+N+PE	12	473836FX	721232FX	471867FX	443212FX	471866FX	476836FX	476835FX
4	3+PE	9	473316FX	720239FX	471377FX	443222FX	471376FX	476316FX	476315FX
4	3+PE	7	473516FX	720237FX	471577FX	443250FX	471576FX	476516FX	476515FX
4	3+PE	5	NA	720235FX	NA	NA	NA	NA	NA
5	3+N+PE	9	473326FX	720249FX	471387FX	453222FX	471386FX	476326FX	476325FX
5	3+N+PE	7	473526FX	720247FX	471567FX	453250FX	471566FX	476526FX	476525FX
5	3+N+PE	5	NA	720245FX	NA	NA	NA	NA	NA

Dimensions			Switched Socket Outlets					
			20A: Page 463		30A: Page 466		60A: Page 468	
#	Poles	Ground Position	ULYSSE	ALUPRES	ULYSSE	ALUPRES	ULYSSE	ALUPRES
			20A - 12 to 14 AWG 30A - 8 to 10 AWG 60A - 6 AWG	IP 66/67** with Fuse Holder	IP 65* Direct Connect	IP 66/67** with Fuse Holder	IP 65** Direct Connect	IP 66/67** With Fuse Holder
			Part #	Part #	Part #	Part #	Part #	Part #
3	1+N+PE	4	400124FX	460124FX	400224FX	460224FX	408324FX	460324FX
3	2+PE	6	400126FX	460126FX	400226FX	460226FX	408326FX	460326FX
3	2+PE	7	NA	NA	NA	NA	NA	NA
4	2+N+PE	12	401132FX	461132FX	401232FX	461232FX	418332FX	461332FX
4	3+PE	9	400139FX	460139FX	400239FX	460239FX	408339FX	460339FX
4	3+PE	7	400137FX	460137FX	400237FX	460237FX	408337FX	460337FX
4	3+PE	5	NA	NA	NA	NA	NA	NA
5	3+N+PE	9	400149FX	460149FX	400249FX	460249FX	408349FX	460349FX
5	3+N+PE	7	400147FX	460147FX	400247FX	460247FX	408347FX	460347FX
5	3+N+PE	5	NA	NA	NA	NA	NA	NA

3	125
3	250
3	480
4	125/250
4	3Ø250
4	3Ø 480
4	3Ø 600
5	3ØY 120/208
5	3ØY 277/480
5	3ØY 347/600

Connector color will correspond to voltage ordered

*Includes Cable Gland

** Order cable gland separately, Page 470

