

UNITRONIC® 300

Multi-Conductor, Unshielded

300V Flexible Industrial Signal and Control Cable



The UNITRONIC® 300 Series of signal and control cables have been carefully engineered to provide the highest performance and ease of installation in industrial signal and control applications. Available shielding options provide EMC protection in the harshest industrial environments.

Recommended Applications:

Process Instrumentation, Low Voltage control interconnect.

Application Advantages:

- Extended temperature rating of -25°C to +105°C
- Flexible design for ease of routing
- Suitable for use in cable tray
- Oil and UV resistant (Oil Res I)
- Sequential foot marking for ease of installation

UNITRONIC® 300 Construction:

Finely stranded tinned copper conductors; PVC blended insulation; oil resistant gray PVC jacket.

Control Cable (20 AWG - 16 AWG)





UNITRONIC® 300 (UL) TYPE CMG or PLTC 105°C CSA CMG or AWM II A/B 300V RoHS







Signal Cable (28 AWG* - 22 AWG)

UNITRONIC® 300 (UL) TYPE CMG or PLTC 105°C CSA CMG or AWM II A/B 300V RoHS










Cable Attributes, See Page 653		
 Oil Resistance: OR-02	 Flame Resistance: FR-03	
 Motion Type: FL-01	 Mechanical Properties: MP-03	

Availability:	
	Standard put-ups are 100ft, 500ft, and 1,000ft.

Complete the installation with:		
 SKINTOP® Strain Relief: Page 486	 EPIC® Connectors: Page 251	
 OLFLEX® Tubing: Page 546		Assemblies: Page 627

Technical Data:

 Minimum Bending Radius - for installation: 4 x cable diameter - with shield: 6 x cable diameter	 Color Code: 28 - 22 AWG- Chart 4, Page 672 20 - 16 AWG- Chart 5, Page 672
 Temperature Range: -25°C to +105°C	 Approvals: UL: - CMG, PLTC*, Exposed Run** - AWM 2464 Oil Res I CSA: - CMG/FT4 - AWM II A/B
 Nominal Voltage: 300V	
 Test Voltage: 2000V	* 28 AWG, 26 AWG, & 24 AWG not PLTC ** Exposed run for 18 AWG & 16 AWG
 Conductor Stranding: Class 5	Meets NEC Art. 725, 760, & 800. Also Class I Div. 2 (PLTC only)

UNITRONIC® 300

Multi-Conductor, Unshielded

300V Flexible Industrial Signal and Control Cable



UNITRONIC® 300: Multi-conductor Control & Signal Cable

Part Number	Number of Conductors includes ground	Nominal Outer Diameter inches	mm	Copper Weight lbs/mft	Approx. Weight lbs/mft	kg/km	Part Number	Number of Conductors includes ground	Nominal Outer Diameter inches	mm	Copper Weight lbs/mft	Approx. Weight lbs/mft	kg/km
28 AWG (19/40) 0.10 mm²							20 AWG (19/32) 0.62 mm²						
302802	2	.149	3.8	1	8	12	302002	2	.225	5.7	8	38	57
302803	3	.155	3.9	2	12	17	302003	3	.237	6.0	11	40	60
302804	4	.164	4.2	2	14	20	302004	4	.256	6.5	15	50	74
302806	6	.185	4.7	3	19	29	302006	6	.308	7.8	22	65	97
302808	8	.196	5.0	5	20	30	302008	8	.331	8.4	30	90	134
302810	10	.221	5.6	6	23	35	302010	10	.381	9.7	37	96	143
302815	15	.246	6.3	9	29	43	302015	15	.452	11.5	56	120	179
302820	20	.268	6.8	12	36	54	302020	20	.497	12.6	60	174	259
302825	25	.307	7.8	15	43	64	302025	25	.554	14.1	94	238	354
302830	30	.318	8.1	17	49	72	302030	30	.577	14.7	113	282	419
302840	40	.350	8.9	23	61	91	302040	40	.662	16.8	150	376	559
302850	50	.389	8.9	29	73	108	302050	50	.742	18.9	188	470	699
26 AWG (19/38) 0.15 mm²							18 AWG (19/30) 1.00 mm²						
302602	2	.155	3.9	2	12	2	301802	2	.243	6.2	12	41	61
302603	3	.161	4.1	3	14	14	301803	3	.256	6.5	18	43	64
302604	4	.171	4.4	4	16	16	301804	4	.287	7.3	24	53	79
302606	6	.194	4.9	6	20	20	301806	6	.335	8.5	36	69	103
302608	8	.206	5.2	7	23	23	301808	8	.360	9.2	48	94	140
302610	10	.233	5.9	9	28	28	301810	10	.437	11.1	60	131	195
302615	15	.260	6.6	14	36	36	301815	15	.494	12.6	90	166	247
302620	20	.294	7.5	18	45	45	301820	20	.544	13.8	121	221	329
302625	25	.325	8.3	23	54	54	301825	25	.629	16.0	151	275	409
302630	30	.337	8.6	28	63	63	301830	30	.655	16.6	181	361	538
302640	40	.372	9.4	37	78	78	301840	40	.728	18.5	241	482	717
302650	50	.415	10.5	46	98	98	301850	50	.818	20.8	301	602	896
24 AWG (19/36) 0.24 mm²							16 AWG (26/30) 1.32 mm²						
302402	2	.165	4.2	3	13	19	301602	2	.265	6.7	16	56	83
302403	3	.172	4.4	4	15	22	301603	3	.290	7.4	24	60	89
302404	4	.183	4.7	6	18	27	301604	4	.314	8.0	32	74	110
302406	6	.209	5.3	9	23	34	301606	6	.368	9.3	49	110	164
302408	8	.223	5.7	12	28	42	301608	8	.417	10.6	65	164	244
302410	10	.253	6.4	15	34	51	301610	10	.481	12.2	81	180	268
302415	15	.284	7.2	22	46	68	301615	15	.546	13.9	122	243	362
302420	20	.321	8.1	30	58	86	301620	20	.603	15.3	163	331	493
302425	25	.355	9.0	37	70	104	301625	25	.696	17.7	204	409	609
302430	30	.369	9.4	45	88	131	301630	30	.725	18.4	244	488	727
302440	40	.430	10.9	60	117	174	301640	40	.808	20.5	326	651	969
302450	50	.479	12.2	75	146	218	301650	50	.910	23.1	407	814	1211
22 AWG (19/34) 0.38 mm²													
302202	2	.179	4.5	5	15	22							
302203	3	.187	4.7	7	19	28							
302204	4	.200	5.1	9	22	33							
302206	6	.229	5.8	14	31	46							
302208	8	.245	6.2	19	37	55							
302210	10	.289	7.3	24	45	67							
302215	15	.324	8.2	35	61	91							
302220	20	.355	9.0	47	78	116							
302225	25	.414	10.5	59	95	141							
302230	30	.430	10.9	71	118	175							
302240	40	.474	12.0	94	157	234							
302250	50	.529	13.4	118	196	292							